

2022 — 2023

REVENUE REPORT

JOHN WAYNE AIRPORT
ORANGE COUNTY



JOHN WAYNE AIRPORT ORANGE COUNTY

REPORT OVERVIEW

This report summarizes revenue from John Wayne Airport (Airport) operations for Fiscal Year (FY) 2022-23. Revenue from operations for FY 2021-22 is also included for comparative purposes. Operational revenue consists of revenue from commercial and commuter airlines, all cargo air service, parking, general aviation, food and retail concessionaires, and rental car. Non-operational revenue such as interest income, grant funding, and passenger facility charges is not included in this report.

The Airport's operational revenue for FY 2022-23 increased 12.40% from the prior year as a result of the continued passenger recovery from the COVID-19 pandemic. The change is also attributable to increases in revenue from on airport rental car, parking, food and beverage, ground transportation, and retail.

The COVID-19 pandemic affected the Airport's operating revenue as well as tenants' business activity dramatically. In FY 2022-23, the Airport provided rent relief to several eligible tenants pursuant to the Coronavirus Response and Relief Supplemental Appropriations Act (CRRSAA) and American Rescue Plan Act (ARPA) grants administered by the Federal Aviation Administration (FAA). The report pages of the tenants receiving the rent relief are noted.

This report was prepared on the accrual basis of accounting, unless otherwise noted. Revenue is recognized when earned. The revenue reported is based on actual revenue earned for the fiscal year, whereas the revenue reported in the audited financial statements includes accrual estimates and adjustments to lease revenue in connection with the Governmental Accounting Standards Board (GASB) Statement No. 87, "Leases."

TABLE OF CONTENTS




TABLE OF CONTENTS


	Page Number
1. Airport Revenue Summary	
Summary Graph	1-1
Summary Schedule	1-2
2. Advertising	
Summary Graph	2-1
Summary Schedule	2-2
Lamar Airport Advertising Co.	2-3
SecurityPoint Media, LLC	2-4
3. Airline Related Services	
Summary Graph	3-1
Summary Schedule	3-2
ABM Janitorial Services	3-3
Aircraft Service International, Inc.	3-4
Airport Terminal Services	3-5
DAL Global Services, LLC	3-6
G2 Secure Staff	3-7
Gate Gourmet, Inc.	3-8
Jett Pro Line Maintenance	3-9
Roadie, Inc.	3-10
SCIS Air Security Corporation	3-11
Sierra Aviation Group	3-12
SNAFuel, Inc.	3-13
US Aviation Services Corp.	3-14
4. All Cargo Air Service	
Summary Graph	4-1
Summary Schedule	4-2
Federal Express Corporation	4-3
United Parcel Service Co.	4-4
5. Commercial Airlines	
Summary Graph	5-1
Summary Schedule	5-2
Air Canada	5-3
Alaska Airlines, Inc.	5-4
Allegiant Air, LLC	5-5
American Airlines, Inc.	5-6
Breeze Aviation Group, Inc.	5-7
Delta Air Lines	5-8
Frontier Airlines, Inc.	5-9
Horizon Air Industries, Inc.	5-10
Skywest Airlines, Inc. (Commercial)	5-11
Southwest Airlines Co.	5-12
Spirit Airlines, Inc.	5-13

Sun Country, Inc. dba Sun Country Airlines	5-14
United Airlines, Inc.	5-15
WestJet, an Alberta Partnership	5-16
6. Commuter Airlines	
Summary Graph	6-1
Summary Schedule	6-2
Delux Public Charter, LLC dba JetSuiteX Air	6-3
Skywest Airlines, Inc. (Commuter)	6-4
7. Fixed-Base Operators (FBO)	
Summary Graph	7-1
Summary Schedule	7-2
Aviation Consultants, Inc. dba ACI Jet (New Lease)	7-3
Clay Lacy Aviation, Inc.	7-4
Jay's Air Center, LLC	7-5
Martin Aviation, LP	7-6
8. Food and Beverage	
Summary Graph	8-1
Summary Schedule	8-2
Asfour Family Corporation dba Subway	8-3
Bambuza OC Ventures, LLC dba The Coffee Bean & Tea Leaf (Terminal A)	8-4
Bambuza OC Ventures, LLC dba The Coffee Bean & Tea Leaf (Terminal B)	8-5
Bambuza OC Ventures, LLC dba The Coffee Bean & Tea Leaf (Terminal C)	8-6
CKE Restaurants, Inc. dba Carl's Jr.	8-7
Fly Away Foods, LLC (Jamba Juice)	8-8
Fly Away Foods, LLC (OC Pizza)	8-9
Fly Away Foods, LLC (QDOBA)	8-10
Hojeij Branded Foods, LLC (Vino Volo)	8-11
Host International, Inc.	8-12
McDonald's USA, LLC	8-13
9. Golf Course	
Summary Graph	9-1
Newport Beach Golf Course, LLC	9-2
10. Ground Transportation	
Summary Graph	10-1
Summary Schedule	10-2
Cabco Yellow, Inc.	10-3
Shuttle/Commercial Vehicle Operators	10-4
Transportation Network Company (TNC) Operators	10-5
11. In-Flight Food Service	
Summary Graph	11-1

Sky Chefs, Inc.	11-2
12. <i>Parking</i>	
Summary Graph	12-1
Summary Schedule	12-2
Parking Facilities Operation (LAZ Parking California, LLC)	12-3
Valet Parking (LAZ Parking California, LLC)	12-4
13. <i>Rental Car Concessions</i>	
<i>On-Airport:</i>	
Summary Graph	13-1
Summary Schedule	13-2
Avis Budget Car Rental, LLC dba Avis	13-3
Avis Budget Car Rental, LLC dba Budget	13-4
Enterprise Rent-A-Car Company of Los Angeles, LLC dba Alamo Rent A Car	13-5
Enterprise Rent-A-Car Company of Los Angeles, LLC dba Enterprise Rent-A-Car	13-6
Enterprise Rent-A-Car Company of Los Angeles, LLC dba National Car Rental	13-7
The Hertz Corporation dba Dollar Rent A Car	13-8
The Hertz Corporation dba Hertz	13-9
The Hertz Corporation dba Hertz (Operating as Thrifty Car Rental)	13-10
<i>Off-Airport:</i>	
Summary Graph	13-11
Summary Schedule	13-12
3MP Enterprise, Inc. dba U-Save Car & Truck Rental	13-13
Fox Rent A Car, Inc.	13-14
Gitibin & Associates, Inc. dba Go Rentals	13-15
Los Angeles Van Rentals, Inc. dba Orange County Van Rental	13-16
OC Pacific Enterprise, Inc. dba Stop Then Go Rent A Car	13-17
Sasha Management, Inc. dba SNA Auto Rental	13-18
Socal Van Rental, Inc. dba United Van Rentals	13-19
UR Enterprises, Inc. dba United Auto Rental, Inc.	13-20
14. <i>Retail (Gifts, News, Sundries, and Specialty)</i>	
Summary Graph	14-1
Summary Schedule	14-2
John Wayne NG-AC JV (The Hudson Group)	14-3
Paradies - OC, LLC	14-4
15. <i>Wash and Wax</i>	
Summary Graph	15-1
Summary Schedule	15-2
Advanced Detail	15-3
Boom Aviation, Inc.	15-4
Immaculate Flight, LLC	15-5

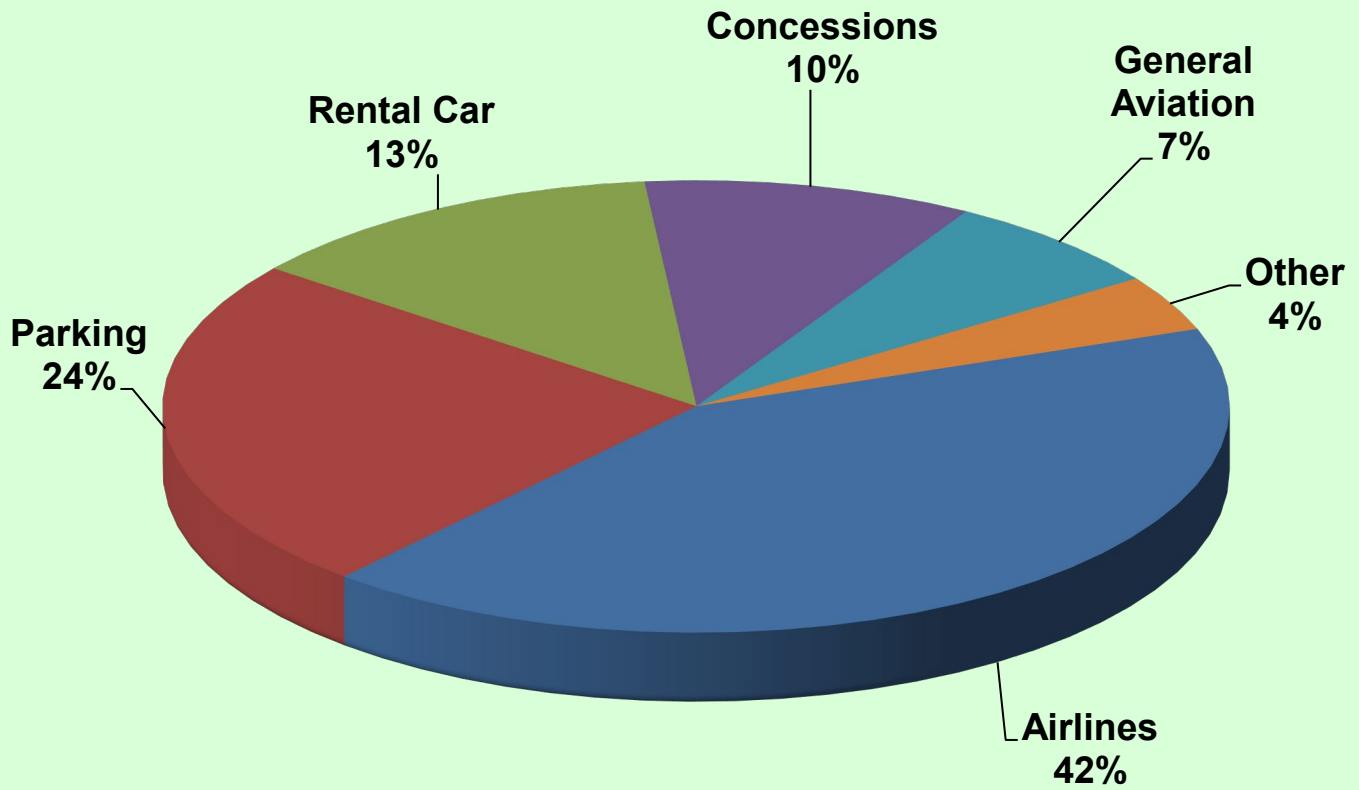
Martin Aviation	15-6
Red Carpet Aviation, LLC	15-7
16. <i>Miscellaneous</i>	
Summary Graph	16-1
Summary Schedule	16-2
AOG Jet Support, Inc.	16-3
California Aero Marketing, LLC	16-4
Concourse Communications Group	16-5
Exelis, Inc.	16-6
Idemia Identity & Security USA, LLC	16-7
Oncall Corporate Jet Repair, Inc.	16-8
Orange County Chapter of the American Institute of Architects, A California Corporation	16-9
Perimeter Fence Access Fees	16-10
Rich Multimedia Technologies	16-11
SchoolsFirst Federal Credit Union	16-12
Smarte Carte	16-13
Socal Jet Services, Inc.	16-14
Transportation Security Administration	16-15

AIRPORT REVENUE SUMMARY



FY 2022-2023 Revenue

JOHN WAYNE AIRPORT ORANGE COUNTY



JOHN WAYNE AIRPORT
ORANGE COUNTY

REVENUE SUMMARY FOR FY 2022-2023


CATEGORY	2022-2023 REVENUE (a)	2021-2022 REVENUE (b)	% CHANGE
ADVERTISING	\$ 1,780,505	\$ 1,176,239	51.37%
AIRLINE RELATED SERVICES	2,580,789	2,163,592	19.28%
ALL CARGO AIR SERVICE	932,678	1,029,833	-9.43%
COMMERCIAL AIRLINES	65,593,492	65,013,131	0.89%
COMMUTER AIRLINES	448,884	572,231	-21.56%
FIXED-BASE OPERATORS	10,785,139	10,202,891	5.71%
FOOD AND BEVERAGE	7,241,327	4,844,969	49.46%
GOLF COURSE	266,808	263,129	1.40%
GROUND TRANSPORTATION	6,549,151	5,082,730	28.85%
IN-FLIGHT FOOD SERVICE	767,951	541,901	41.71%
PARKING	37,905,285	32,725,522	15.83%
RENTAL CAR - ON AIRPORT	20,994,410	15,655,590	34.10%
RENTAL CAR - OFF AIRPORT	485,413	463,957	4.62%
RETAIL (GIFTS, NEWS, SUNDRIES, & SPECIALTY)	3,560,996	2,443,251	45.75%
WASH AND WAX	153,036	157,550	-2.87%
MISCELLANEOUS	608,456	592,136	2.76%
TOTALS	\$ 160,654,320	\$ 142,928,652	12.40%

NOTE:

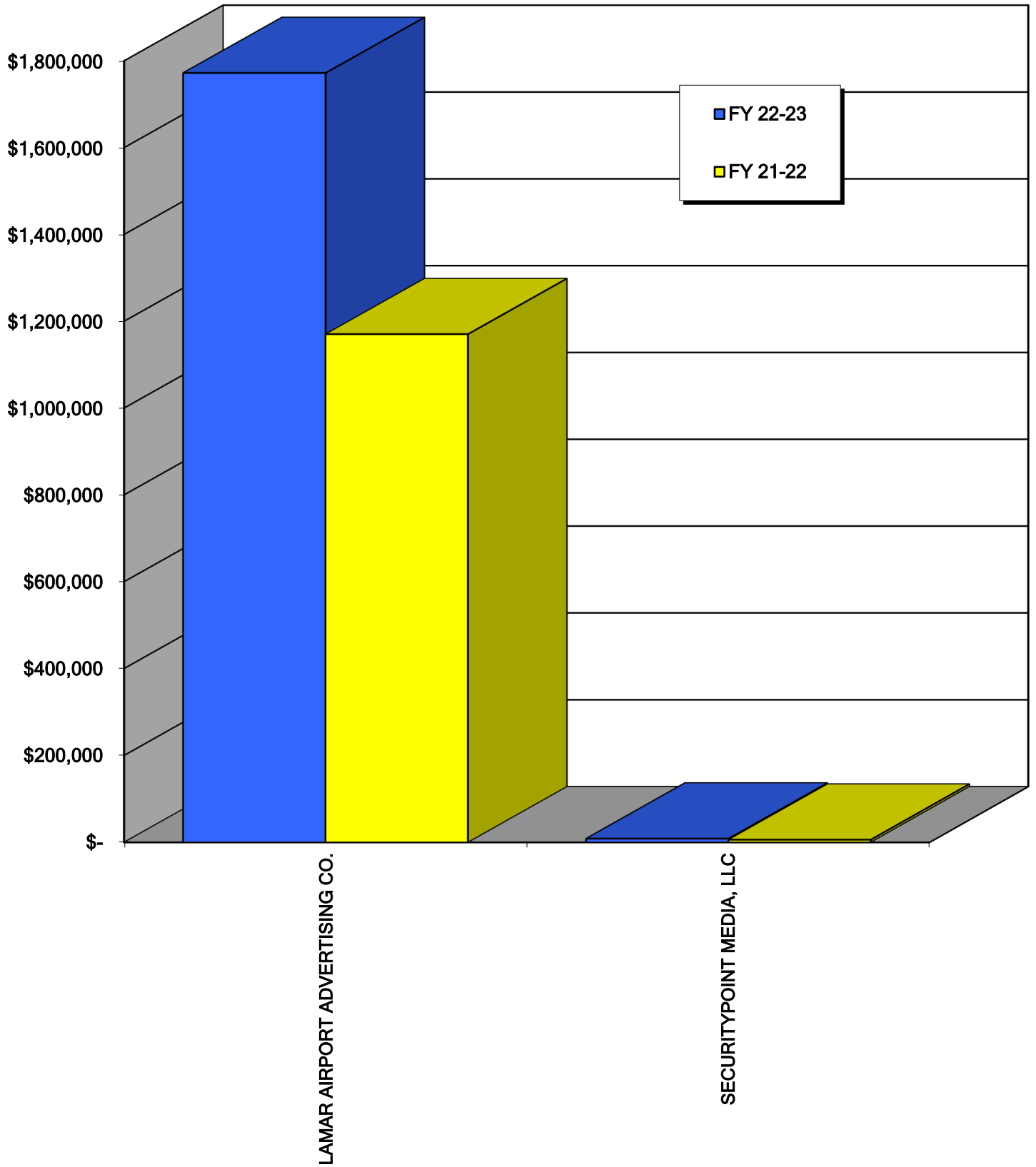
a - The revenue reported is based on actual revenue earned for the fiscal year, whereas the revenue reported in the audited financial statements includes estimates.

b - Includes adjustments to revenues reported in the 2021-2022 Revenue Report. See pages 3-6, 7-3, 8-3, 8-7, 14-3, and 14-4.

ADVERTISING



ADVERTISING SUMMARY



ADVERTISING SUMMARY FOR FY 2022-2023

LICENSEE/LESSEE	LATE / PENALTY		22-23 TOTAL	21-22 TOTAL	% CHANGE
	REVENUE	FEES	REVENUE	REVENUE	
LAMAR AIRPORT ADVERTISING CO.	\$ 1,767,489	\$ 4,520	\$ 1,772,009	\$ 1,170,239	51.42%
SECURITYPOINT MEDIA, LLC	8,496	-	8,496	6,000	41.60%
TOTALS	\$ 1,775,985	\$ 4,520	\$ 1,780,505	\$ 1,176,239	51.37%

LAMAR AIRPORT ADVERTISING CO.
ADVERTISING LEASE
 LEASE EXPIRES 02/28/2028

	ADVERTISING DISPLAYS GROSS RECEIPTS	MINIMUM RENT OR % GROSS (b),(c)	LATE / PENALTY FEES	22-23 MONTHLY REVENUE	21-22 MONTHLY REVENUE (d),(e)	% CHANGE
JULY	\$ 345,339	\$ 207,203	\$ -	\$ 207,203	\$ -	N/A
AUGUST	243,254	145,952	-	145,952	-	N/A
SEPTEMBER	224,439	134,663	-	134,663	-	N/A
OCTOBER	260,584	156,350	-	156,350	94,247	65.89%
NOVEMBER	307,050	184,230	-	184,230	94,247	95.48%
DECEMBER	198,179	118,907	2,445	121,352	94,247	28.76%
JANUARY	205,233	123,140	-	123,140	124,247	-0.89%
FEBRUARY	190,614	114,368	-	114,368	124,247	-7.95%
MARCH	212,574	127,544	-	127,544	146,356	-12.85%
APRIL	204,641	122,785	-	122,785	171,055	-28.22%
MAY	298,710	179,226	-	179,226	169,217	5.91%
JUNE	255,202	153,121	2,075	155,196	152,376	1.85%
TOTALS	\$ 2,945,819	\$ 1,767,489	\$ 4,520	\$ 1,772,009	\$ 1,170,239	51.42%

NOTE:

- a - Lease effective March 1, 2018.
- b - Effective March 1, 2022, greater of minimum annual guarantee of \$1,579,760 or 60% of gross receipts.
- c - Effective March 1, 2023, greater of minimum annual guarantee of \$1,674,820 or 60% of gross receipts.
- d - Due to the COVID-19 pandemic, the monthly Minimum Annual Guarantee (MAG) rent of \$124,247 was abated for the months of June, July, August, and September 2021. Any annual percentage rent due over the MAG amount was reconciled at the end of Lessee's accounting year.
- e - Effective October 1, 2021, monthly rent is reduced by \$30,000 per month for three months.

SECURITYPOINT MEDIA, LLC
ADVERTISING LICENSE
UPON WRITTEN NOTICE

	MONTHLY GROSS RECEIPTS	MINIMUM RENT OR 20% GROSS (b)	LATE / PENALTY FEES	22-23 MONTHLY REVENUE	21-22 MONTHLY REVENUE	% CHANGE
JULY	\$ -	\$ 500	\$ -	\$ 500	\$ 500	0.00%
AUGUST	-	500	-	500	500	0.00%
SEPTEMBER	-	500	-	500	500	0.00%
OCTOBER	-	-	-	-	500	-100.00%
NOVEMBER	7,990	1,598	-	1,598	500	219.60%
DECEMBER	7,990	1,598	-	1,598	500	219.60%
JANUARY	9,000	1,800	-	1,800	500	260.00%
FEBRUARY	-	-	-	-	500	-100.00%
MARCH	-	-	-	-	500	-100.00%
APRIL	-	-	-	-	500	-100.00%
MAY	-	-	-	-	500	-100.00%
JUNE	10,000	2,000	-	2,000	500	300.00%
TOTALS	\$ 34,980	\$ 8,496	\$ -	\$ 8,496	\$ 6,000	41.60%

NOTE:

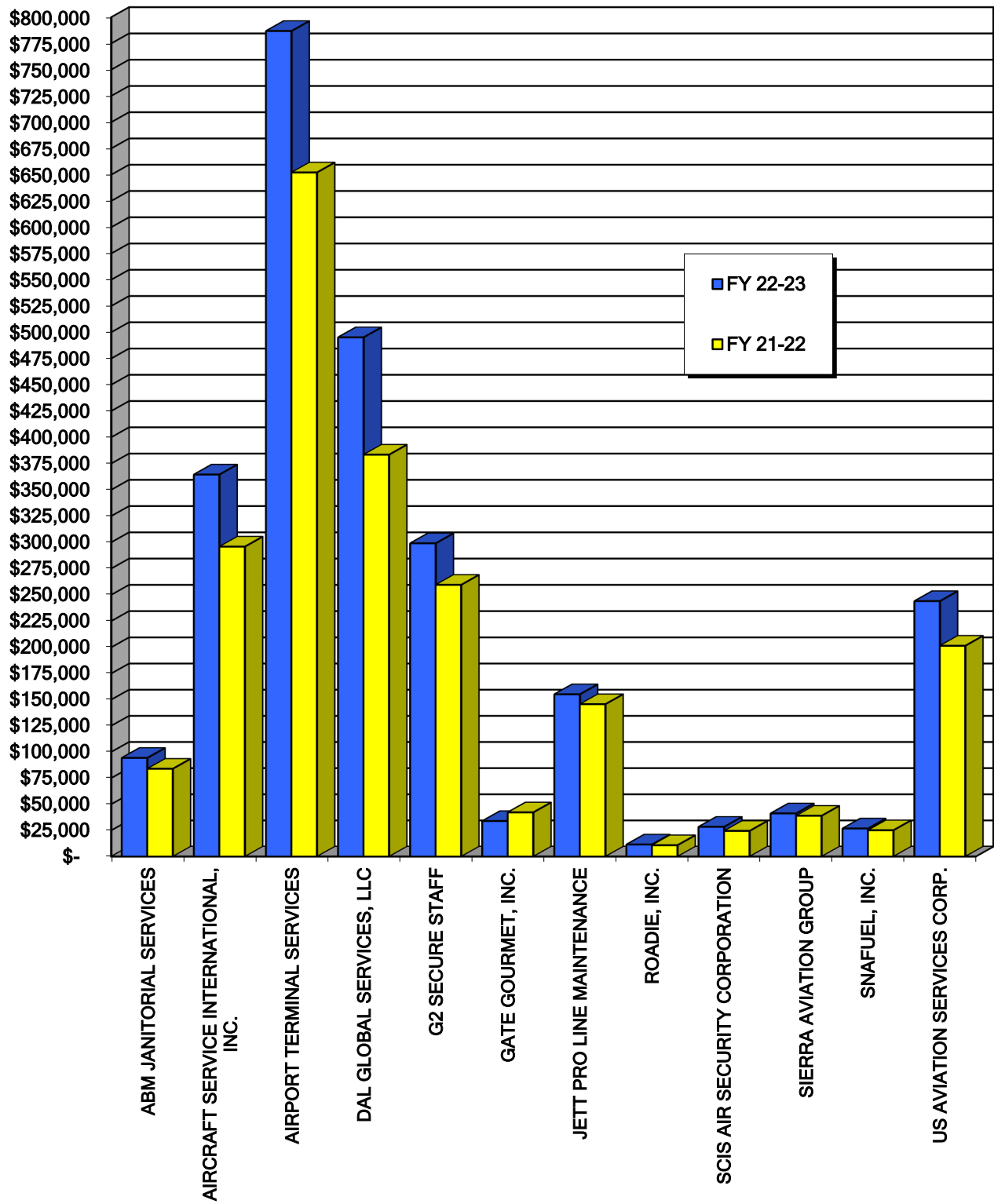
a - Lease effective October 1, 2015.

b - Greater of minimum annual guarantee of \$6,000 or 20% of gross receipts.

AIRLINE RELATED SERVICES



AIRLINE RELATED SERVICES SUMMARY



AIRLINE RELATED SERVICES SUMMARY FOR FY 2022-2023

LICENSEE/LESSEE			LATE /	22-23	21-22	% CHANGE
	REVENUE		PENALTY	TOTAL	TOTAL	
			FEES	REVENUE	REVENUE	
ABM JANITORIAL SERVICES	\$ 92,252	\$	2,056	\$ 94,308	\$ 83,912	12.39%
AIRCRAFT SERVICE INTERNATIONAL, INC.	360,334		4,182	364,516	295,883	23.20%
AIRPORT TERMINAL SERVICES	776,434		10,388	786,822	652,136	20.65%
DAL GLOBAL SERVICES, LLC (a)	486,310		8,863	495,173	383,454	29.13%
G2 SECURE STAFF	291,031		8,039	299,070	259,531	15.23%
GATE GOURMET, INC.	33,141		769	33,910	42,193	-19.63%
JETT PRO LINE MAINTENANCE	149,866		5,261	155,127	145,656	6.50%
ROADIE, INC.	10,452		1,029	11,481	10,809	6.22%
SCIS AIR SECURITY CORPORATION	28,074		298	28,372	24,485	15.88%
SIERRA AVIATION GROUP	40,716		502	41,218	38,935	5.86%
SNAFUEL, INC.	26,652		132	26,784	25,101	6.70%
US AVIATION SERVICES CORP.	244,008		-	244,008	201,497	21.10%
TOTALS	\$ 2,539,270	\$	41,519	\$ 2,580,789	\$ 2,163,592	19.28%

NOTE:

a - Includes auditor adjustments to increase revenue reported in the 2021-2022 Revenue Report.

ABM JANITORIAL SERVICES
LICENSE AGREEMENT - AIRLINE RELATED SERVICES
UPON WRITTEN NOTICE

	MONTHLY GROSS RECEIPTS	MINIMUM RENT OR % GROSS (a)	LATE / PENALTY FEES	22-23 MONTHLY REVENUE	21-22 MONTHLY REVENUE	% CHANGE
JULY	\$ 57,609	\$ 8,641	\$ 218	\$ 8,859	\$ 6,363	39.23%
AUGUST	56,286	8,443	220	8,663	6,543	32.40%
SEPTEMBER	50,209	7,531	227	7,758	6,524	18.91%
OCTOBER	52,493	7,874	-	7,874	6,278	25.42%
NOVEMBER	49,796	7,469	213	7,682	6,103	25.87%
DECEMBER	51,448	7,717	-	7,717	6,277	22.94%
JANUARY	52,322	7,848	212	8,060	6,756	19.30%
FEBRUARY	45,520	6,828	216	7,044	7,228	-2.55%
MARCH	50,550	7,583	-	7,583	7,566	0.22%
APRIL	48,536	7,280	535	7,815	7,636	2.34%
MAY	50,982	7,647	-	7,647	8,448	-9.48%
JUNE	49,271	7,391	215	7,606	8,190	-7.13%
TOTALS	\$ 615,022	\$ 92,252	\$ 2,056	\$ 94,308	\$ 83,912	12.39%

NOTE:

a - Greater of monthly minimum of \$125 or 15% of monthly aircraft interior cleaning services gross receipts.

PM 1121-360-156 (a)

PM 1121-360-144

AIRCRAFT SERVICE INTERNATIONAL, INC.
LICENSE AGREEMENT - AIRLINE RELATED SERVICES
UPON WRITTEN NOTICE

	MONTHLY GROSS RECEIPTS	MINIMUM RENT OR % GROSS (b)	TEMPORARY OFFICE RENT (c)	LATE / PENALTY FEES	22-23 MONTHLY REVENUE	21-22 MONTHLY REVENUE	% CHANGE
JULY	\$ 274,409	\$ 27,441	\$ 1,779	\$ 672	\$ 29,892	\$ 21,178	41.15%
AUGUST	292,543	29,254	1,779	127	31,160	21,060	47.96%
SEPTEMBER	270,248	27,025	1,779	1,177	29,981	22,426	33.69%
OCTOBER	284,603	28,460	1,779	127	30,366	22,215	36.69%
NOVEMBER	280,171	28,017	1,830	127	29,974	21,941	36.61%
DECEMBER	288,988	28,899	1,830	654	31,383	23,450	33.83%
JANUARY	272,938	27,294	1,830	127	29,251	23,557	24.17%
FEBRUARY	257,700	25,770	1,830	127	27,727	25,079	10.56%
MARCH	290,336	29,034	1,830	127	30,991	28,136	10.15%
APRIL	282,975	28,298	1,830	127	30,255	24,492	23.53%
MAY	291,876	29,188	1,830	663	31,681	29,821	6.24%
JUNE	298,976	29,898	1,830	127	31,855	32,528	-2.07%
TOTALS	\$ 3,385,763	\$ 338,578	\$ 21,756	\$ 4,182	\$ 364,516	\$ 295,883	23.20%

NOTE:

a - License effective January 18, 2017.

b - Greater of monthly minimum of \$125 or 10% of monthly ramp services gross receipts.

c - Temporary office monthly rent at \$1,779 from May 2022 and \$1,830 from November 2022.

PM 1121-360-45
PM 1121-360-117

AIRPORT TERMINAL SERVICES
LICENSE AGREEMENT - AIRLINE RELATED SERVICES
UPON WRITTEN NOTICE

	MONTHLY GROSS RECEIPTS	MINIMUM RENT OR % GROSS (a)	TEMPORARY OFFICE RENT (b)	LATE / PENALTY FEES	22-23 MONTHLY REVENUE	21-22 MONTHLY REVENUE	% CHANGE
JULY	\$ 611,028	\$ 61,103	\$ 990	\$ -	\$ 62,093	\$ 43,912	41.40%
AUGUST	600,260	60,026	990	-	61,016	58,873	3.64%
SEPTEMBER	626,181	62,618	990	-	63,608	52,066	22.17%
OCTOBER	560,479	56,048	990	-	57,038	45,071	26.55%
NOVEMBER	729,546	72,955	1,018	-	73,973	51,659	43.19%
DECEMBER	612,043	61,204	1,018	2,095	64,317	64,267	0.08%
JANUARY	621,447	62,145	1,018	1,425	64,588	52,134	23.89%
FEBRUARY	569,832	56,983	1,018	1,133	59,134	48,027	23.13%
MARCH	652,869	65,287	1,018	2,102	68,407	51,779	32.11%
APRIL	657,018	65,702	1,018	115	66,835	52,114	28.25%
MAY	681,288	68,129	1,018	1,195	70,342	67,986	3.47%
JUNE	721,297	72,130	1,018	2,323	75,471	64,248	17.47%
TOTALS	\$ 7,643,288	\$ 764,330	\$ 12,104	\$ 10,388	\$ 786,822	\$ 652,136	20.65%

NOTE:

a - Greater of monthly minimum of \$125 or 10% of monthly ramp services gross receipts.

b - Temporary office monthly rent at \$990 from May 2022 and \$1,018 from November 2022.

DAL GLOBAL SERVICES, LLC
LICENSE AGREEMENT - AIRLINE RELATED SERVICES
 UPON WRITTEN NOTICE

	MONTHLY GROSS RECEIPTS	MINIMUM RENT OR % GROSS (a)	LATE / PENALTY FEES	22-23 MONTHLY REVENUE	21-22 MONTHLY REVENUE (b)	% CHANGE
JULY	\$ 268,619	\$ 26,862	\$ 594	\$ 27,456	\$ 27,937	-1.72%
AUGUST	474,348	47,435	623	48,058	35,289	36.18%
SEPTEMBER	383,667	38,367	503	38,870	14,544	167.26%
OCTOBER	431,699	43,170	1,487	44,657	30,764	45.16%
NOVEMBER	392,301	39,230	-	39,230	33,332	17.69%
DECEMBER	370,644	37,064	748	37,812	40,187	-5.91%
JANUARY	361,029	36,103	688	36,791	29,713	23.82%
FEBRUARY	398,672	39,867	656	40,523	29,807	35.95%
MARCH	425,223	42,522	1,340	43,862	34,301	27.87%
APRIL	407,947	40,795	-	40,795	34,665	17.68%
MAY	451,632	45,163	738	45,901	32,937	39.36%
JUNE	497,320	49,732	1,486	51,218	39,978	28.12%
TOTALS	\$ 4,863,101	\$ 486,310	\$ 8,863	\$ 495,173	\$ 383,454	29.13%

NOTE:

a - Greater of monthly minimum of \$125 or 10% of monthly ramp services gross receipts.

b - Includes auditor adjustments to increase revenue reported in the 2021-2022 Revenue Report.

G2 SECURE STAFF
LICENSE AGREEMENT - AIRLINE RELATED SERVICES
UPON WRITTEN NOTICE

	MONTHLY GROSS RECEIPTS	MINIMUM RENT OR % GROSS (a)	LATE / PENALTY FEES	22-23 MONTHLY REVENUE	21-22 MONTHLY REVENUE	% CHANGE
JULY	\$ 149,714	\$ 22,457	\$ 446	\$ 22,903	\$ 22,791	0.49%
AUGUST	148,710	22,307	438	22,745	21,515	5.72%
SEPTEMBER	148,709	22,306	-	22,306	21,129	5.57%
OCTOBER	181,993	27,299	1,208	28,507	21,315	33.74%
NOVEMBER	175,840	26,376	-	26,376	19,653	34.21%
DECEMBER	151,737	22,761	769	23,530	19,386	21.38%
JANUARY	185,427	27,814	-	27,814	21,768	27.77%
FEBRUARY	145,541	21,831	1,809	23,640	19,340	22.23%
MARCH	164,282	24,642	2,017	26,659	23,386	14.00%
APRIL	157,877	23,682	427	24,109	22,778	5.84%
MAY	164,470	24,671	470	25,141	23,505	6.96%
JUNE	165,903	24,885	455	25,340	22,965	10.34%
TOTALS	\$ 1,940,203	\$ 291,031	\$ 8,039	\$ 299,070	\$ 259,531	15.23%

NOTE:

a - Greater of monthly minimum of \$125 or 15% of monthly aircraft interior cleaning services gross receipts.

GATE GOURMET, INC.
LICENSE AGREEMENT - AIRLINE RELATED SERVICES
UPON WRITTEN NOTICE

	MONTHLY GROSS RECEIPTS	MINIMUM RENT OR % GROSS (b)	LATE / PENALTY FEES	22-23 MONTHLY REVENUE	21-22 MONTHLY REVENUE	% CHANGE
JULY	\$ 92,432	\$ 5,546	\$ 178	\$ 5,724	\$ -	N/A
AUGUST	89,339	5,360	-	5,360	-	N/A
SEPTEMBER	72,499	4,350	180	4,530	3,464	30.77%
OCTOBER	63,863	3,832	-	3,832	4,274	-10.34%
NOVEMBER	57,227	3,434	-	3,434	3,821	-10.13%
DECEMBER	62,008	3,720	157	3,877	4,189	-7.45%
JANUARY	48,447	2,907	152	3,059	3,084	-0.81%
FEBRUARY	36,206	2,172	-	2,172	4,481	-51.53%
MARCH	23,308	1,398	-	1,398	3,440	-59.36%
APRIL	7	125	-	125	5,171	-97.58%
MAY	2	125	-	125	5,178	-97.59%
JUNE	2,865	172	102	274	5,091	-94.62%
TOTALS	\$ 548,203	\$ 33,141	\$ 769	\$ 33,910	\$ 42,193	-19.63%

NOTE:

a - License effective September 1, 2021.

b - Greater of monthly minimum of \$125 or 6% of monthly delivery of catered in-flight food and beverage to aircraft gross receipts.

JETT PRO LINE MAINTENANCE
LICENSE AGREEMENT - AIRLINE RELATED SERVICES
UPON WRITTEN NOTICE

	MONTHLY GROSS RECEIPTS	MINIMUM RENT OR % GROSS (a)	TEMPORARY OFFICE RENT (b)	LATE / PENALTY FEES	22-23 MONTHLY REVENUE	21-22 MONTHLY REVENUE	% CHANGE
JULY	\$ 105,927	\$ 10,593	\$ 1,349	\$ 553	\$ 12,495	\$ 10,724	16.51%
AUGUST	106,972	10,697	1,349	120	12,166	12,429	-2.12%
SEPTEMBER	105,992	10,599	1,349	1,148	13,096	12,392	5.68%
OCTOBER	102,801	10,280	1,349	-	11,629	11,500	1.12%
NOVEMBER	100,317	10,032	1,387	800	12,219	10,332	18.26%
DECEMBER	98,553	9,855	1,387	-	11,242	13,445	-16.39%
JANUARY	101,400	10,140	1,387	505	12,032	12,364	-2.69%
FEBRUARY	109,108	10,911	1,387	-	12,298	12,394	-0.77%
MARCH	117,338	11,734	1,387	883	14,004	13,787	1.57%
APRIL	115,394	11,539	1,387	264	13,190	13,715	-3.83%
MAY	111,552	11,155	1,387	-	12,542	11,669	7.48%
JUNE	158,392	15,839	1,387	988	18,214	10,905	67.02%
TOTALS	\$ 1,333,746	\$ 133,374	\$ 16,492	\$ 5,261	\$ 155,127	\$ 145,656	6.50%

NOTE:

a - Greater of monthly minimum of \$125 or 10% of monthly ramp services gross receipts.

b - Monthly rent at \$1,349 from May 2022 and \$1,387 from November 2022.

ROADIE, INC.
LICENSE AGREEMENT - AIRLINE RELATED SERVICES
 UPON WRITTEN NOTICE

	MONTHLY GROSS RECEIPTS	MINIMUM RENT OR % GROSS (b)	LATE / PENALTY FEES	22-23 MONTHLY REVENUE	21-22 MONTHLY REVENUE	% CHANGE
JULY	\$ 9,237	\$ 924	\$ -	\$ 924	\$ 694	33.14%
AUGUST	11,259	1,126	-	1,126	967	16.44%
SEPTEMBER	6,361	636	244	880	933	-5.68%
OCTOBER	7,464	746	-	746	792	-5.81%
NOVEMBER	7,862	786	-	786	580	35.52%
DECEMBER	14,672	1,467	109	1,576	988	59.51%
JANUARY	9,656	966	112	1,078	1,330	-18.95%
FEBRUARY	6,473	647	122	769	555	38.56%
MARCH	8,218	822	114	936	1,009	-7.23%
APRIL	6,606	661	-	661	751	-11.98%
MAY	6,649	665	112	777	992	-21.67%
JUNE	10,062	1,006	216	1,222	1,218	0.33%
TOTALS	\$ 104,519	\$ 10,452	\$ 1,029	\$ 11,481	\$ 10,809	6.22%

NOTE:

a - License effective June 1, 2019.

b - Greater of monthly minimum of \$125 or 10% of monthly ground services gross receipts.

SCIS AIR SECURITY CORPORATION
LICENSE AGREEMENT - AIRLINE RELATED SERVICES
UPON WRITTEN NOTICE

	MONTHLY GROSS RECEIPTS	MINIMUM RENT OR % GROSS (a)	LATE / PENALTY FEES	22-23 MONTHLY REVENUE	21-22 MONTHLY REVENUE	% CHANGE
JULY	\$ 44,580	\$ 2,675	\$ -	\$ 2,675	\$ 1,713	56.16%
AUGUST	51,179	3,071	-	3,071	1,742	76.29%
SEPTEMBER	45,802	2,748	-	2,748	1,670	64.55%
OCTOBER	22,075	1,325	-	1,325	1,632	-18.81%
NOVEMBER	36,693	2,202	138	2,340	1,678	39.45%
DECEMBER	37,439	2,246	-	2,246	1,918	17.10%
JANUARY	37,147	2,229	-	2,229	1,817	22.67%
FEBRUARY	33,627	2,018	-	2,018	1,995	1.15%
MARCH	38,467	2,308	160	2,468	2,837	-13.01%
APRIL	39,427	2,366	-	2,366	2,419	-2.19%
MAY	38,391	2,303	-	2,303	2,424	-4.99%
JUNE	43,052	2,583	-	2,583	2,640	-2.16%
TOTALS	\$ 467,879	\$ 28,074	\$ 298	\$ 28,372	\$ 24,485	15.88%

NOTE:

a - Greater of monthly minimum of \$125 or 6% of monthly in-flight food delivery security services gross receipts.

PM 1121-360-122

PM 1121-360-141

SIERRA AVIATION GROUP
LICENSE AGREEMENT - AIRLINE RELATED SERVICES
UPON WRITTEN NOTICE

	MONTHLY GROSS RECEIPTS	MINIMUM RENT OR % GROSS (a)	SPACE RENT (b)	LATE / PENALTY FEES	22-23 MONTHLY REVENUE	21-22 MONTHLY REVENUE	% CHANGE
JULY	\$ 21,207	\$ 2,121	\$ 1,089	\$ 134	\$ 3,344	\$ 3,193	4.73%
AUGUST	22,549	2,255	1,089	-	3,344	3,329	0.45%
SEPTEMBER	21,631	2,163	1,089	134	3,386	3,100	9.23%
OCTOBER	22,253	2,225	1,089	-	3,314	3,175	4.38%
NOVEMBER	20,797	2,080	1,148	-	3,228	3,254	-0.80%
DECEMBER	25,497	2,550	1,148	-	3,698	3,282	12.68%
JANUARY	23,528	2,353	1,148	234	3,735	3,350	11.49%
FEBRUARY	21,634	2,163	1,148	-	3,311	3,130	5.78%
MARCH	23,908	2,391	1,148	-	3,539	3,199	10.63%
APRIL	22,700	2,270	1,148	-	3,418	3,298	3.64%
MAY	22,631	2,263	1,148	-	3,411	3,348	1.88%
JUNE	23,424	2,342	1,148	-	3,490	3,277	6.50%
TOTALS	\$ 271,759	\$ 27,176	\$ 13,540	\$ 502	\$ 41,218	\$ 38,935	5.86%

NOTE:

a - Greater of monthly minimum of \$125 or 10% of monthly ramp services gross receipts.

b - Monthly rent at \$1,089 from May 2022 and \$1,148 from November 2022.

SNAFUEL, INC.
HYDRANT FUELING FACILITIES LEASE
 LEASE EXPIRES 12/31/2030

	MONTHLY RENT (a)	LATE / PENALTY FEES	22-23 MONTHLY REVENUE	21-22 MONTHLY REVENUE	% CHANGE
JULY	\$ 2,101	\$ -	\$ 2,101	\$ 2,020	4.01%
AUGUST	2,101	-	2,101	2,020	4.01%
SEPTEMBER	2,101	-	2,101	2,020	4.01%
OCTOBER	2,101	-	2,101	2,101	0.00%
NOVEMBER	2,281	-	2,281	2,101	8.57%
DECEMBER	2,281	132	2,413	2,101	14.85%
JANUARY	2,281	-	2,281	2,233	2.15%
FEBRUARY	2,281	-	2,281	2,101	8.57%
MARCH	2,281	-	2,281	2,101	8.57%
APRIL	2,281	-	2,281	2,101	8.57%
MAY	2,281	-	2,281	2,101	8.57%
JUNE	2,281	-	2,281	2,101	8.57%
TOTALS	\$ 26,652	\$ 132	\$ 26,784	\$ 25,101	6.70%

NOTE:

a - Monthly rent at \$2,101 from October 2021 and \$2,281 from November 2022.

US AVIATION SERVICES CORP.
LICENSE AGREEMENT - AIRLINE RELATED SERVICES
UPON WRITTEN NOTICE

	MONTHLY GROSS RECEIPTS	MINIMUM RENT OR % GROSS (a)	LATE / PENALTY FEES	22-23 MONTHLY REVENUE	21-22 MONTHLY REVENUE	% CHANGE
JULY	\$ 123,661	\$ 18,549	\$ -	\$ 18,549	\$ 13,742	34.98%
AUGUST	201,023	30,153	-	30,153	13,537	122.75%
SEPTEMBER	122,506	18,376	-	18,376	14,716	24.87%
OCTOBER	129,815	19,472	-	19,472	16,372	18.93%
NOVEMBER	116,355	17,453	-	17,453	15,996	9.11%
DECEMBER	124,392	18,659	-	18,659	15,887	17.45%
JANUARY	137,698	20,655	-	20,655	17,757	16.32%
FEBRUARY	124,496	18,674	-	18,674	16,863	10.74%
MARCH	135,981	20,397	-	20,397	18,601	9.66%
APRIL	137,951	20,693	-	20,693	19,530	5.95%
MAY	141,303	21,195	-	21,195	18,596	13.98%
JUNE	131,547	19,732	-	19,732	19,900	-0.84%
TOTALS	\$ 1,626,728	\$ 244,008	\$ -	\$ 244,008	\$ 201,497	21.10%

NOTE:

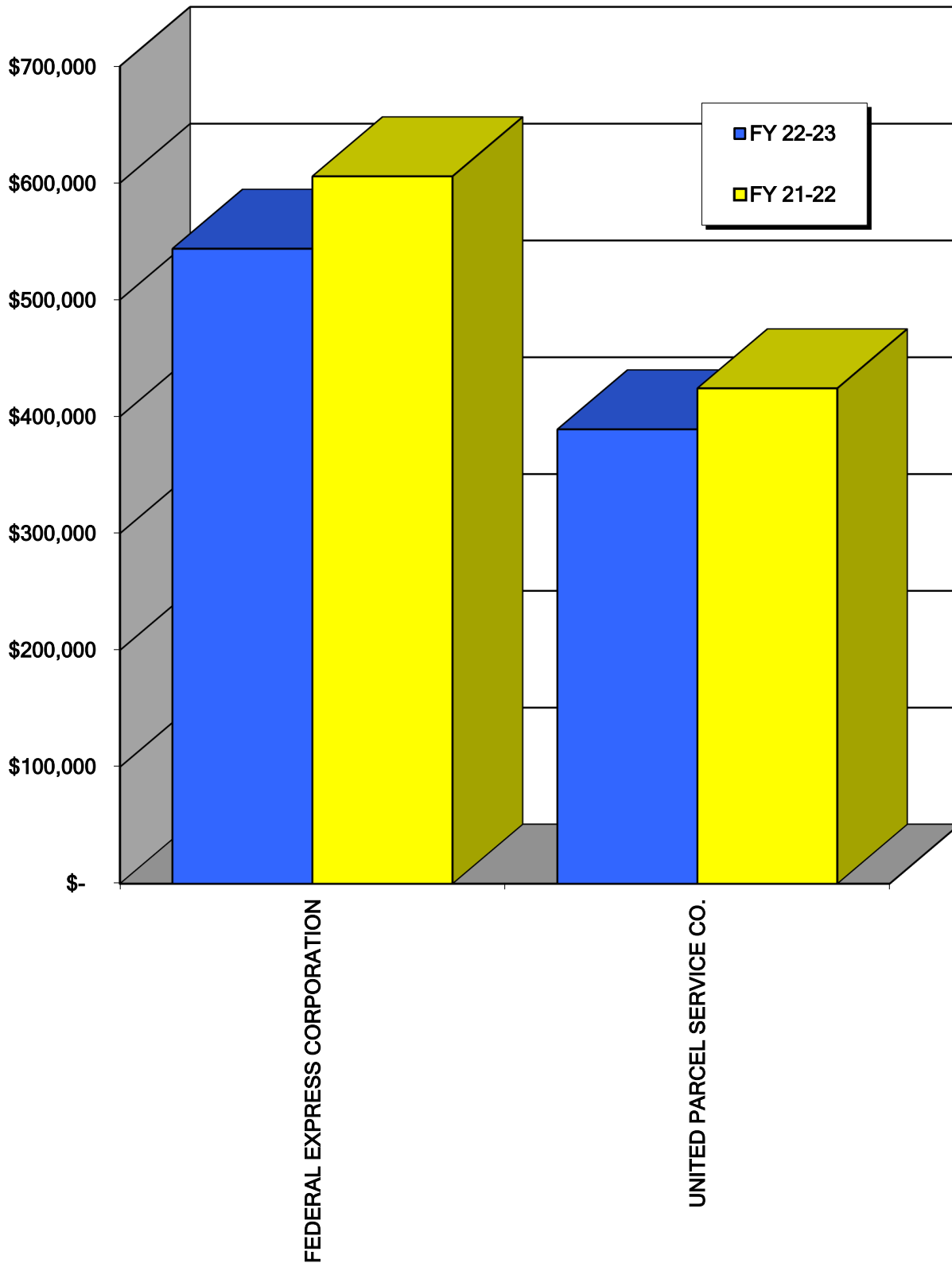
a - Greater of monthly minimum of \$125 or 15% of monthly aircraft interior cleaning services gross receipts.



ALL CARGO AIR SERVICE



ALL CARGO AIR SERVICE SUMMARY



ALL CARGO AIR SERVICE SUMMARY FOR FY 2022-2023

LESSEE	SPACE RENT	NUMBER OF LANDINGS	LANDING FEES (a)	DAYS USE OF CARGO RAMP OPERATING AREA	CARGO RAMP OPERATING AREA FEES (b)
FEDERAL EXPRESS CORPORATION	\$ 259,404	248	\$ 231,575	248	\$ 46,424
UNITED PARCEL SERVICE CO.	209,712	205	135,885	205	38,291
TOTALS	\$ 469,116	453	\$ 367,460	453	\$ 84,715

LESSEE	OPERATIONS FEES (c)	LATE / PENALTY FEES	22-23 TOTAL REVENUE	21-22 TOTAL REVENUE	% CHANGE
FEDERAL EXPRESS CORPORATION	\$ 6,258	\$ -	\$ 543,661	\$ 605,676	-10.24%
UNITED PARCEL SERVICE CO.	5,129	-	389,017	424,157	-8.28%
TOTALS	\$ 11,387	\$ -	\$ 932,678	\$ 1,029,833	-9.43%

LESSEE	FLIGHTS		AIR FREIGHT (TONS)	
	DEPARTURES	ARRIVALS	ENPLANED	DEPLANED
FEDERAL EXPRESS CORPORATION	248	248	7,631.34	776.16
UNITED PARCEL SERVICE CO.	205	205	3,814.33	3,608.43
TOTALS	453	453	11,445.67	4,384.59

NOTE:

a - Landing fee rate per 1,000 pounds at \$3.90 from May 2022 and \$2.57 from November 2022.

b - Cargo Ramp Operating Area fee rate per night at \$203.98 from May 2022 and \$178.43 from November 2022.

c - Operations fee rate per departure at \$34.11 from May 2022 and \$20.60 from November 2022.

FEDERAL EXPRESS CORPORATION
ALL CARGO AIR SERVICE LEASE

LEASE EXPIRES 12/31/2025

	SPACE RENT	NUMBER OF LANDINGS	LANDING FEES (b)	DAYS USE OF CARGO RAMP OPERATING AREA	CARGO RAMP OPERATING AREA FEES (c)
JULY	\$ 24,061	20	\$ 24,071	20	\$ 4,080
AUGUST	24,061	23	27,681	23	4,692
SEPTEMBER	24,061	21	25,274	21	4,284
OCTOBER	24,061	21	25,274	21	4,284
NOVEMBER	20,395	20	15,862	20	3,569
DECEMBER	20,395	21	16,655	21	3,747
JANUARY	20,395	21	16,655	21	3,747
FEBRUARY	20,395	17	13,483	17	3,033
MARCH	20,395	21	16,655	21	3,747
APRIL	20,395	20	15,862	20	3,569
MAY	20,395	22	17,448	22	3,925
JUNE	20,395	21	16,655	21	3,747
TOTALS	\$ 259,404	248	\$ 231,575	248	\$ 46,424

	OPERATIONS FEES (d)	LATE / PENALTY FEES	22-23 MONTHLY REVENUE	21-22 MONTHLY REVENUE	% CHANGE
JULY	\$ 682	\$ -	\$ 52,894	\$ 46,175	14.55%
AUGUST	785	-	57,219	47,519	20.41%
SEPTEMBER	716	-	54,335	46,175	17.67%
OCTOBER	716	-	54,335	46,175	17.67%
NOVEMBER	412	-	40,238	52,538	-23.41%
DECEMBER	433	-	41,230	52,538	-21.52%
JANUARY	433	-	41,230	46,830	-11.96%
FEBRUARY	350	-	37,261	49,684	-25.00%
MARCH	433	-	41,230	55,392	-25.57%
APRIL	412	-	40,238	52,538	-23.41%
MAY	453	-	42,221	54,335	-22.30%
JUNE	433	-	41,230	55,777	-26.08%
TOTALS	\$ 6,258	\$ -	\$ 543,661	\$ 605,676	-10.24%

	FLIGHTS		AIR FREIGHT (TONS)	
	DEPARTURES	ARRIVALS	ENPLANED	DEPLANED
JULY	20	20	604.69	7.38
AUGUST	23	23	669.24	15.29
SEPTEMBER	21	21	711.85	8.75
OCTOBER	21	21	620.93	2.24
NOVEMBER	20	20	594.92	23.62
DECEMBER	21	21	636.92	85.44
JANUARY	21	21	589.29	50.91
FEBRUARY	17	17	533.68	56.61
MARCH	21	21	713.72	132.74
APRIL	20	20	608.33	125.16
MAY	22	22	664.04	155.37
JUNE	21	21	683.73	112.65
TOTALS	248	248	7,631.34	776.16

NOTE:

a - Lease effective January 1, 2021.

b - Landing fee rate per 1,000 pounds at \$3.90 from May 2022 and \$2.57 from November 2022.

c - Cargo Ramp Operating Area fee rate per night at \$203.98 from May 2022 and \$178.43 from November 2022.

d - Operations fee rate per departure at \$34.11 from May 2022 and \$20.60 from November 2022.

UNITED PARCEL SERVICE CO.
ALL CARGO AIR SERVICE LEASE
 LEASE EXPIRES 12/31/2025

	SPACE RENT	NUMBER OF LANDINGS	LANDING FEES (b)	DAYS USE OF CARGO RAMP OPERATING AREA	CARGO RAMP OPERATING AREA FEES (c)
JULY	\$ 19,452	15	\$ 12,285	15	\$ 3,060
AUGUST	19,452	19	15,561	19	3,876
SEPTEMBER	19,452	16	13,104	16	3,264
OCTOBER	19,452	17	13,923	17	3,468
NOVEMBER	16,488	17	10,808	17	3,033
DECEMBER	16,488	19	15,154	19	3,390
JANUARY	16,488	17	9,175	17	3,033
FEBRUARY	16,488	16	8,635	16	2,855
MARCH	16,488	18	9,715	18	3,212
APRIL	16,488	16	8,635	16	2,855
MAY	16,488	18	9,715	18	3,212
JUNE	16,488	17	9,175	17	3,033
TOTALS	\$ 209,712	205	\$ 135,885	205	\$ 38,291


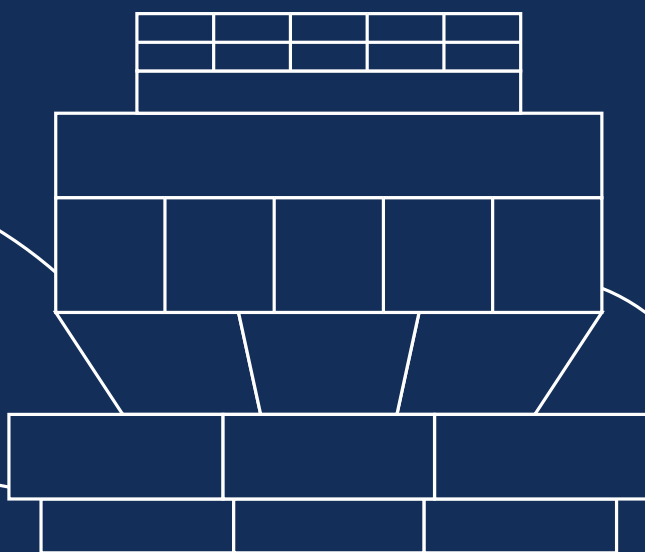
	OPERATIONS FEES (d)	LATE / PENALTY FEES	22-23 MONTHLY REVENUE	21-22 MONTHLY REVENUE	% CHANGE
JULY	\$ 512	\$ -	\$ 35,309	\$ 30,130	17.19%
AUGUST	648	-	39,537	32,085	23.23%
SEPTEMBER	546	-	36,366	31,443	15.66%
OCTOBER	580	-	37,423	30,130	24.21%
NOVEMBER	350	-	30,679	36,019	-14.83%
DECEMBER	391	-	35,423	43,890	-19.29%
JANUARY	350	-	29,046	36,019	-19.36%
FEBRUARY	330	-	28,308	34,414	-17.74%
MARCH	371	-	29,786	38,796	-23.22%
APRIL	330	-	28,308	34,974	-19.06%
MAY	371	-	29,786	37,423	-20.41%
JUNE	350	-	29,046	38,834	-25.20%
TOTALS	\$ 5,129	\$ -	\$ 389,017	\$ 424,157	-8.28%

	FLIGHTS		AIR FREIGHT (TONS)	
	DEPARTURES	ARRIVALS	ENPLANED	DEPLANED
JULY	15	15	291.97	260.07
AUGUST	19	19	332.71	337.33
SEPTEMBER	16	16	323.54	293.69
OCTOBER	17	17	298.23	316.06
NOVEMBER	17	17	320.38	332.26
DECEMBER	19	19	378.88	543.20
JANUARY	17	17	264.74	233.93
FEBRUARY	16	16	271.75	262.07
MARCH	18	18	337.54	314.46
APRIL	16	16	286.33	244.77
MAY	18	18	361.80	248.22
JUNE	17	17	346.46	222.37
TOTALS	205	205	3,814.33	3,608.43

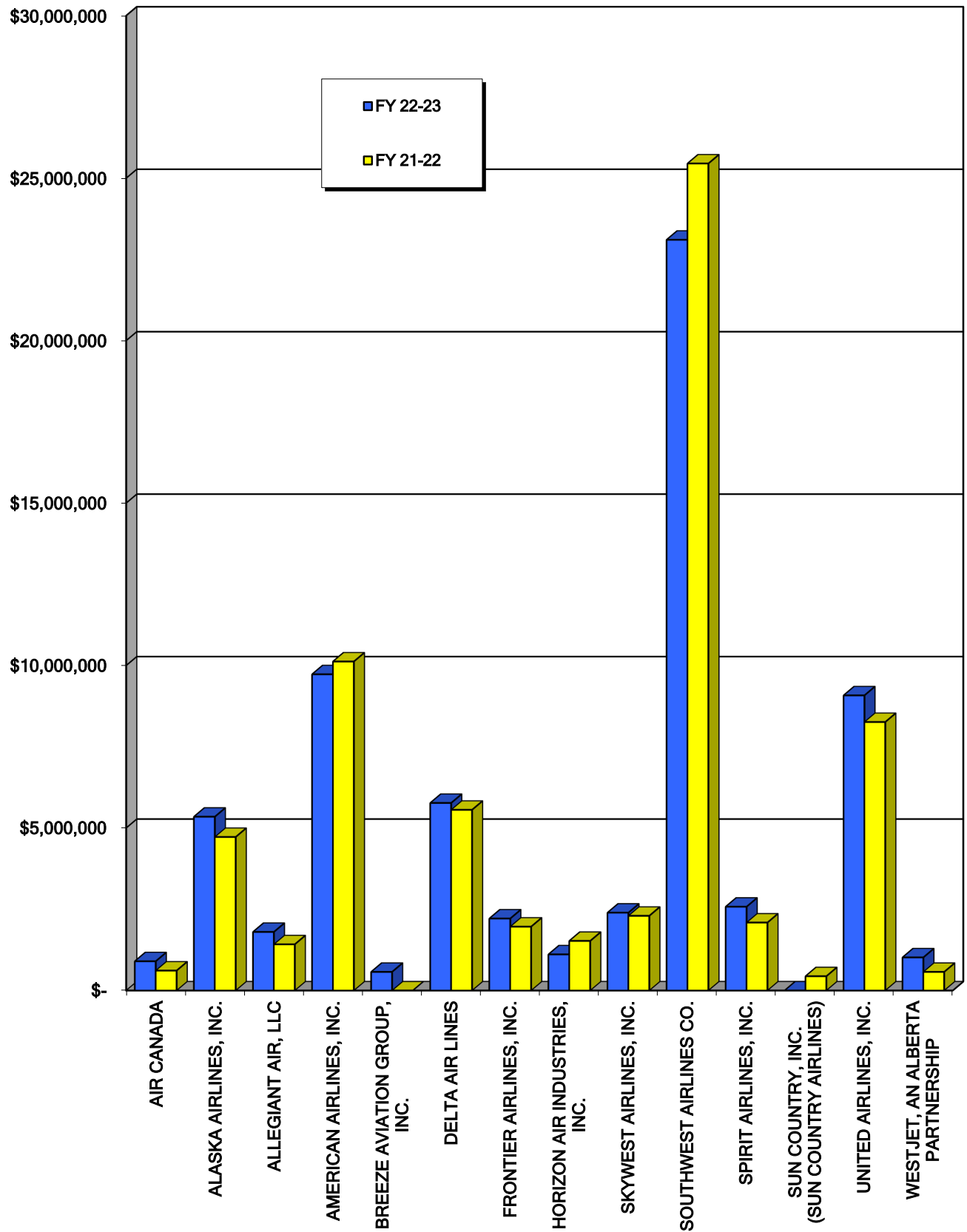
NOTE:

- a - Lease effective January 1, 2021.
- b - Landing fee rate per 1,000 pounds at \$3.90 from May 2022 and \$2.57 from November 2022.
- c - Cargo Ramp Operating Area fee rate per night at \$203.98 from May 2022 and \$178.43 from November 2022.
- d - Operations fee rate per departure at \$34.11 from May 2022 and \$20.60 from November 2022.

COMMERCIAL AIRLINES



COMMERCIAL AIRLINES SUMMARY



COMMERCIAL AIRLINES SUMMARY FOR FY 2022-2023

LESSEE/LICENSEE	TERMINAL & MEZZANINE RENT	UTILITIES FEES	JANITORIAL FEES	RAMP EQ STORAGE FEES	CUPPS FEES	CBP FEES	IAF FEES	NUMBER OF LANDINGS
AIR CANADA	\$ 524,400	\$ 38,068	\$ 71,396	\$ 1,608	\$ 28,844	\$ 56,976	\$ -	364
ALASKA AIRLINES, INC.	2,696,708	229,016	429,260	38,244	172,556	-	-	3,498
ALLEGiant AIR, LLC	1,016,164	83,668	160,716	7,584	64,292	-	-	979
AMERICAN AIRLINES, INC.	4,761,480	397,768	755,476	109,236	301,420	-	-	6,516
BREEZE AVIATION GROUP, INC.	328,180	27,650	56,375	2,295	23,535	-	-	384
DELTA AIR LINES	2,278,532	219,348	411,128	70,368	163,044	-	-	4,987
FRONTIER AIRLINES, INC.	1,174,884	105,364	202,264	17,576	81,040	-	-	1,239
HORIZON AIR INDUSTRIES, INC.	659,740	80,712	155,236	13,144	63,020	-	-	533
SKYWEST AIRLINES, INC.	1,127,652	102,480	200,780	-	80,120	-	-	3,258
SOUTHWEST AIRLINES CO.	9,347,908	892,644	1,677,616	194,564	664,720	1,027,632	1,227,952	17,497
SPIRIT AIRLINES, INC.	1,285,484	119,828	229,556	12,276	91,028	-	-	1,613
SUN COUNTRY, INC. (SUN COUNTRY AIRLINES)	-	-	-	-	-	-	-	-
UNITED AIRLINES, INC.	4,394,300	354,524	665,900	143,736	266,328	-	-	6,343
WESTJET, AN ALBERTA PARTNERSHIP	602,764	49,652	92,756	3,528	38,036	81,712	-	355
TOTALS	\$ 30,198,196	\$ 2,700,722	\$ 5,108,459	\$ 614,159	\$ 2,037,983	\$ 1,166,320	\$ 1,227,952	47,566

LESSEE/LICENSEE	LANDING FEES (a)	NUMBER OF REMAIN OVERNIGHTS	REMAIN OVERNIGHT FEES (b)	OPERATIONS FEES (c)	LATE / PENALTY FEES	22-23 TOTAL REVENUE	21-22 TOTAL REVENUE	% CHANGE
AIR CANADA	\$ 167,942	1	\$ 178	\$ 9,160	\$ 274	\$ 898,846	\$ 611,792	46.92%
ALASKA AIRLINES, INC.	1,504,640	922	173,761	87,590	10,972	5,342,747	4,720,203	13.19%
ALLEGiant AIR, LLC	434,194	17	3,083	25,287	5,366	1,800,354	1,419,086	26.87%
AMERICAN AIRLINES, INC.	2,884,278	1,842	344,561	162,709	10,000	9,726,928	10,119,704	-3.88%
BREEZE AVIATION GROUP, INC.	123,862	6	1,070	7,910	1,234	572,111	-	N/A
DELTA AIR LINES	2,200,631	1,475	276,010	127,335	20,053	5,766,449	5,555,171	3.80%
FRONTIER AIRLINES, INC.	543,417	12	2,217	30,399	55,103	2,212,264	1,962,970	12.70%
HORIZON AIR INDUSTRIES, INC.	120,521	19	3,390	13,378	656	1,109,797	1,524,538	-27.20%
SKYWEST AIRLINES, INC.	731,897	352	65,743	81,192	3,069	2,392,933	2,296,298	4.21%
SOUTHWEST AIRLINES CO.	7,014,998	3,162	591,942	446,192	15,000	23,101,168	25,448,246	-9.22%
SPIRIT AIRLINES, INC.	728,783	361	67,477	41,388	-	2,575,820	2,088,431	23.34%
SUN COUNTRY, INC. (SUN COUNTRY AIRLINES)	-	-	-	-	-	-	438,303	-100.00%
UNITED AIRLINES, INC.	2,716,174	1,950	364,495	161,172	10,491	9,077,120	8,257,472	9.93%
WESTJET, AN ALBERTA PARTNERSHIP	138,836	2	356	8,961	354	1,016,955	570,917	78.13%
TOTALS	\$ 19,310,173	10,121	\$ 1,894,283	\$ 1,202,673	\$ 132,572	\$ 65,593,492	\$ 65,013,131	0.89%

LESSEE/LICENSEE	FLIGHTS		PASSENGERS		AIR FREIGHT (TONS)	
	DEPARTURES	ARRIVALS	ENPLANED	DEPLANED	ENPLANED	DEPLANED
AIR CANADA	364	364	51,388	47,943	-	-
ALASKA AIRLINES, INC.	3,499	3,498	492,753	495,567	41.40	50.20
ALLEGiant AIR, LLC	979	979	143,857	143,845	-	-
AMERICAN AIRLINES, INC.	6,514	6,516	917,973	934,244	7.35	16.79
BREEZE AVIATION GROUP, INC.	384	384	38,881	37,330	-	-
DELTA AIR LINES	4,989	4,987	606,711	616,257	186.60	72.14
FRONTIER AIRLINES, INC.	1,239	1,239	192,035	185,621	-	-
HORIZON AIR INDUSTRIES, INC.	532	533	34,571	36,068	0.30	0.20
SKYWEST AIRLINES, INC.	3,256	3,258	223,670	221,447	0.30	5.60
SOUTHWEST AIRLINES CO.	17,496	17,497	2,062,503	2,124,134	469.20	371.68
SPIRIT AIRLINES, INC.	1,613	1,613	218,945	218,417	-	-
SUN COUNTRY, INC. (SUN COUNTRY AIRLINES)	-	-	-	-	-	-
UNITED AIRLINES, INC.	6,343	6,343	822,517	848,973	-	-
WESTJET, AN ALBERTA PARTNERSHIP	355	355	40,966	41,126	-	-
TOTALS	47,563	47,566	5,846,770	5,950,972	705.15	695.01

NOTE:

a - Landing fee rate per 1,000 pounds at \$3.90 from May 2022 and \$2.57 from November 2022.

b - Remain overnight fee rate per night at \$203.98 from May 2022 and \$178.43 from November 2022.

c - Operations fee rate per operation on apron at \$34.11 from May 2022 and \$20.60 from November 2022.

AIR CANADA
CERTIFICATED PASSENGER AIRLINE LEASE
 LEASE EXPIRES 12/31/2025

	TERMINAL	UTILITIES	JANITORIAL	RAMP EQ	CUPPS	CBP	NUMBER OF	LANDING
	RENT	FEES	FEES	STORAGE	FEES	FEES	LANDINGS	FEES (b)
JULY	\$ 26,456	\$ 2,441	\$ 3,421	\$ 60	\$ 1,187	\$ 5,350	31	\$ 18,474
AUGUST	26,456	2,441	3,421	60	1,187	5,350	31	18,474
SEPTEMBER	26,456	2,441	3,421	60	1,187	5,350	30	17,878
OCTOBER	26,456	2,441	3,421	60	1,187	5,350	31	18,474
NOVEMBER	52,322	3,538	7,214	171	3,012	4,447	31	12,174
DECEMBER	52,322	3,538	7,214	171	3,012	4,447	28	10,996
JANUARY	52,322	3,538	7,214	171	3,012	4,447	31	12,174
FEBRUARY	52,322	3,538	7,214	171	3,012	4,447	28	10,996
MARCH	52,322	3,538	7,214	171	3,012	4,447	31	12,174
APRIL	52,322	3,538	7,214	171	3,012	4,447	30	11,781
MAY	52,322	3,538	7,214	171	3,012	4,447	32	12,566
JUNE	52,322	3,538	7,214	171	3,012	4,447	30	11,781
TOTALS	\$ 524,400	\$ 38,068	\$ 71,396	\$ 1,608	\$ 28,844	\$ 56,976	364	\$ 167,942

	NUMBER OF	REMAIN	OPERATIONS	LATE /	22-23	21-22	
	REMAIN	OVERNIGHT	FEES (d)	PENALTY	MONTHLY	MONTHLY	% CHANGE
	OVERNIGHTS	FEES (c)		FEES	REVENUE	REVENUE	
JULY	-	\$ -	\$ 1,057	\$ -	\$ 58,446	\$ -	N/A
AUGUST	-	-	1,057	-	58,446	-	N/A
SEPTEMBER	-	-	1,023	-	57,816	-	N/A
OCTOBER	-	-	1,057	-	58,446	58,895	-0.76%
NOVEMBER	1	178	639	-	83,695	69,578	20.29%
DECEMBER	-	-	577	-	82,277	70,828	16.16%
JANUARY	-	-	639	-	83,517	72,743	14.81%
FEBRUARY	-	-	577	274	82,551	69,578	18.65%
MARCH	-	-	639	-	83,517	77,383	7.93%
APRIL	-	-	618	-	83,103	76,525	8.60%
MAY	-	-	659	-	83,929	58,446	43.60%
JUNE	-	-	618	-	83,103	57,816	43.74%
TOTALS	1	\$ 178	\$ 9,160	\$ 274	\$ 898,846	\$ 611,792	46.92%

	FLIGHTS		PASSENGERS		AIR FREIGHT (TONS)	
	DEPARTURES	ARRIVALS	ENPLANED	DEPLANED	ENPLANED	DEPLANED
JULY	31	31	4,231	4,065	-	-
AUGUST	31	31	4,336	4,501	-	-
SEPTEMBER	30	30	3,584	3,444	-	-
OCTOBER	31	31	3,982	3,802	-	-
NOVEMBER	31	31	4,398	3,953	-	-
DECEMBER	28	28	3,792	3,469	-	-
JANUARY	31	31	3,406	3,493	-	-
FEBRUARY	28	28	3,992	3,741	-	-
MARCH	31	31	4,860	4,372	-	-
APRIL	30	30	4,766	4,765	-	-
MAY	32	32	5,079	4,486	-	-
JUNE	30	30	4,962	3,852	-	-
TOTALS	364	364	51,388	47,943	-	-

NOTE:

a - Lease effective October 1, 2021.

b - Landing fee rate per 1,000 pounds at \$3.90 from May 2022 and \$2.57 from November 2022.

c - Remain overnight fee rate per night at \$203.98 from May 2022 and \$178.43 from November 2022.

d - Operations fee rate per operation on apron at \$34.11 from May 2022 and \$20.60 from November 2022.

ALASKA AIRLINES, INC.
CERTIFICATED PASSENGER AIRLINE LEASE
 LEASE EXPIRES 12/31/2025

	TERMINAL RENT	UTILITIES FEES	JANITORIAL FEES	RAMP EQ STORAGE FEES	CUPPS FEES	NUMBER OF LANDINGS	LANDING FEES (b)
JULY	\$ 187,259	\$ 17,262	\$ 25,769	\$ 3,735	\$ 9,095	288	\$ 160,183
AUGUST	187,259	17,262	25,769	3,735	9,095	291	161,999
SEPTEMBER	187,259	17,262	25,769	3,735	9,095	279	155,070
OCTOBER	187,259	17,262	25,769	3,735	9,095	290	161,448
NOVEMBER	243,459	19,996	40,773	2,913	17,022	274	100,572
DECEMBER	243,459	19,996	40,773	2,913	17,022	255	93,745
JANUARY	243,459	19,996	40,773	2,913	17,022	290	106,781
FEBRUARY	243,459	19,996	40,773	2,913	17,022	258	95,328
MARCH	243,459	19,996	40,773	2,913	17,022	306	112,902
APRIL	243,459	19,996	40,773	2,913	17,022	293	107,977
MAY	243,459	19,996	40,773	2,913	17,022	334	123,036
JUNE	243,459	19,996	40,773	2,913	17,022	340	125,599
TOTALS	\$ 2,696,708	\$ 229,016	\$ 429,260	\$ 38,244	\$ 172,556	3,498	\$ 1,504,640

	NUMBER OF REMAIN OVERNIGHTS	REMAIN OVERNIGHT FEES (c)	OPERATIONS FEES (d)	LATE / PENALTY FEES	22-23 MONTHLY REVENUE	21-22 MONTHLY REVENUE	% CHANGE
JULY	93	\$ 18,970	\$ 9,824	\$ -	\$ 432,097	\$ 203,758	112.06%
AUGUST	100	20,398	9,926	-	435,443	233,594	86.41%
SEPTEMBER	85	17,338	9,551	-	425,079	252,715	68.20%
OCTOBER	84	17,134	9,858	-	431,560	239,441	80.24%
NOVEMBER	76	13,561	5,665	5,000	448,961	477,322	-5.94%
DECEMBER	94	16,772	5,232	-	439,912	443,707	-0.86%
JANUARY	66	11,776	5,995	-	448,715	481,230	-6.76%
FEBRUARY	57	10,171	5,315	-	434,977	492,483	-11.68%
MARCH	59	10,527	6,324	1,968	455,884	504,308	-9.60%
APRIL	57	10,171	6,015	1,752	450,078	489,869	-8.12%
MAY	76	13,561	6,860	-	467,620	453,178	3.19%
JUNE	75	13,382	7,025	2,252	472,421	448,598	5.31%
TOTALS	922	\$ 173,761	\$ 87,590	\$ 10,972	\$ 5,342,747	\$ 4,720,203	13.19%

	FLIGHTS		PASSENGERS		AIR FREIGHT (TONS)	
	DEPARTURES	ARRIVALS	ENPLANED	DEPLANED	ENPLANED	DEPLANED
JULY	288	288	41,002	40,722	3.10	6.80
AUGUST	291	291	41,071	42,113	1.80	7.50
SEPTEMBER	280	279	38,871	39,231	1.40	3.80
OCTOBER	289	290	41,093	41,882	1.10	3.30
NOVEMBER	275	274	39,252	38,991	1.90	3.40
DECEMBER	254	255	36,950	37,732	6.60	3.10
JANUARY	291	290	39,162	39,284	4.70	5.00
FEBRUARY	258	258	36,901	37,627	3.90	3.30
MARCH	307	306	43,077	44,268	5.00	3.40
APRIL	292	293	42,773	42,561	2.90	2.60
MAY	333	334	45,797	44,712	4.80	4.30
JUNE	341	340	46,804	46,444	4.20	3.70
TOTALS	3,499	3,498	492,753	495,567	41.40	50.20

NOTE:

a - Lease effective January 1, 2021.

b - Landing fee rate per 1,000 pounds at \$3.90 from May 2022 and \$2.57 from November 2022.

c - Remain overnight fee rate per night at \$203.98 from May 2022 and \$178.43 from November 2022.

d - Operations fee rate per operation on apron at \$34.11 from May 2022 and \$20.60 from November 2022.

ALLEGIANT AIR, LLC
CERTIFICATED PASSENGER AIRLINE LEASE
 LEASE EXPIRES 12/31/2025

	TERMINAL RENT	UTILITIES FEES	JANITORIAL FEES	RAMP EQ STORAGE FEES	CUPPS FEES	NUMBER OF LANDINGS	LANDING FEES (b)
JULY	\$ 83,331	\$ 7,775	\$ 13,381	\$ 868	\$ 4,885	108	\$ 60,530
AUGUST	83,331	7,775	13,381	868	4,885	92	51,640
SEPTEMBER	83,331	7,775	13,381	868	4,885	83	46,657
OCTOBER	83,331	7,775	13,381	868	4,885	96	54,150
NOVEMBER	85,355	6,571	13,399	514	5,594	72	26,471
DECEMBER	85,355	6,571	13,399	514	5,594	45	16,553
JANUARY	85,355	6,571	13,399	514	5,594	63	23,378
FEBRUARY	85,355	6,571	13,399	514	5,594	73	26,975
MARCH	85,355	6,571	13,399	514	5,594	97	35,531
APRIL	85,355	6,571	13,399	514	5,594	72	26,610
MAY	85,355	6,571	13,399	514	5,594	76	28,191
JUNE	85,355	6,571	13,399	514	5,594	102	37,508
TOTALS	\$ 1,016,164	\$ 83,668	\$ 160,716	\$ 7,584	\$ 64,292	979	\$ 434,194

	NUMBER OF REMAIN OVERNIGHTS	REMAIN OVERNIGHT FEES (c)	OPERATIONS FEES (d)	LATE / PENALTY FEES	22-23 MONTHLY REVENUE	21-22 MONTHLY REVENUE	% CHANGE
JULY	1	\$ 204	\$ 3,684	\$ -	\$ 174,658	\$ 68,090	156.51%
AUGUST	-	-	3,138	-	165,018	68,496	140.92%
SEPTEMBER	-	-	2,831	2,500	162,228	76,172	112.98%
OCTOBER	1	204	3,275	-	167,869	76,209	120.27%
NOVEMBER	3	535	1,483	-	139,922	131,219	6.63%
DECEMBER	1	178	906	2,500	131,570	138,597	-5.07%
JANUARY	1	178	1,318	-	136,307	134,888	1.05%
FEBRUARY	2	357	1,504	-	140,269	127,112	10.35%
MARCH	2	357	1,998	-	149,319	128,361	16.33%
APRIL	1	178	1,483	-	139,704	135,463	3.13%
MAY	2	357	1,566	-	141,547	165,446	-14.45%
JUNE	3	535	2,101	366	151,943	169,033	-10.11%
TOTALS	17	\$ 3,083	\$ 25,287	\$ 5,366	\$ 1,800,354	\$ 1,419,086	26.87%

	FLIGHTS		PASSENGERS		AIR FREIGHT (TONS)	
	DEPARTURES	ARRIVALS	ENPLANED	DEPLANED	ENPLANED	DEPLANED
JULY	108	108	16,511	16,589	-	-
AUGUST	92	92	13,664	13,319	-	-
SEPTEMBER	83	83	12,135	12,157	-	-
OCTOBER	96	96	14,554	14,535	-	-
NOVEMBER	72	72	9,800	9,767	-	-
DECEMBER	44	45	6,974	7,164	-	-
JANUARY	64	63	8,385	8,945	-	-
FEBRUARY	73	73	10,135	10,255	-	-
MARCH	97	97	13,459	13,623	-	-
APRIL	72	72	10,635	10,230	-	-
MAY	76	76	11,681	11,600	-	-
JUNE	102	102	15,924	15,661	-	-
TOTALS	979	979	143,857	143,845	-	-

NOTE:

a - Lease effective February 1, 2021.

b - Landing fee rate per 1,000 pounds at \$3.90 from May 2022 and \$2.57 from November 2022.

c - Remain overnight fee rate per night at \$203.98 from May 2022 and \$178.43 from November 2022.

d - Operations fee rate per operation on apron at \$34.11 from May 2022 and \$20.60 from November 2022.

AMERICAN AIRLINES, INC.
CERTIFICATED PASSENGER AIRLINE LEASE
 LEASE EXPIRES 12/31/2025

	TERMINAL RENT	MEZZANINE RENT (a)	UTILITIES FEES	JANITORIAL FEES	RAMP EQ STORAGE FEES	CUPPS FEES	NUMBER OF LANDINGS	LANDING FEES (c)
JULY	\$ 383,993	\$ 15,915	\$ 38,214	\$ 64,021	\$ 10,133	\$ 23,233	527	\$ 304,425
AUGUST	383,993	15,915	38,214	64,021	10,133	23,233	520	297,757
SEPTEMBER	383,993	15,915	38,214	64,021	10,133	23,233	518	297,383
OCTOBER	383,993	15,915	38,214	64,021	10,133	23,233	545	313,623
NOVEMBER	378,317	16,914	30,614	62,424	8,588	26,061	529	198,763
DECEMBER	378,317	16,914	30,614	62,424	8,588	26,061	531	201,176
JANUARY	378,317	16,914	30,614	62,424	8,588	26,061	554	211,028
FEBRUARY	378,317	16,914	30,614	62,424	8,588	26,061	514	192,428
MARCH	378,317	16,914	30,614	62,424	8,588	26,061	580	216,771
APRIL	378,317	16,914	30,614	62,424	8,588	26,061	557	211,090
MAY	378,317	16,914	30,614	62,424	8,588	26,061	577	219,416
JUNE	378,317	16,914	30,614	62,424	8,588	26,061	564	220,418
TOTALS	\$ 4,562,508	\$ 198,972	\$ 397,768	\$ 755,476	\$ 109,236	\$ 301,420	6,516	\$ 2,884,278

	NUMBER OF REMAIN OVERNIGHTS	REMAIN OVERNIGHT FEES (d)	OPERATIONS FEES (e)	LATE / PENALTY FEES	22-23 MONTHLY REVENUE	21-22 MONTHLY REVENUE	% CHANGE
JULY	154	\$ 31,413	\$ 17,976	\$ -	\$ 889,323	\$ 907,083	-1.96%
AUGUST	157	32,025	17,703	-	882,994	890,544	-0.85%
SEPTEMBER	153	31,209	17,669	10,000	891,770	882,995	0.99%
OCTOBER	158	32,229	18,658	-	900,019	889,456	1.19%
NOVEMBER	152	27,121	10,836	-	759,638	795,207	-4.47%
DECEMBER	156	27,835	10,939	-	762,868	795,935	-4.15%
JANUARY	159	28,370	11,433	-	773,749	789,876	-2.04%
FEBRUARY	142	25,337	10,568	-	751,251	751,730	-0.06%
MARCH	155	27,657	11,969	-	779,315	813,530	-4.21%
APRIL	151	26,943	11,474	-	772,425	817,799	-5.55%
MAY	155	27,657	11,886	-	781,877	898,426	-12.97%
JUNE	150	26,765	11,598	-	781,699	887,123	-11.88%
TOTALS	1,842	\$ 344,561	\$ 162,709	\$ 10,000	\$ 9,726,928	\$ 10,119,704	-3.88%

	FLIGHTS		PASSENGERS		AIR FREIGHT (TONS)	
	DEPARTURES	ARRIVALS	ENPLANED	DEPLANED	ENPLANED	DEPLANED
JULY	527	527	76,941	80,385	0.45	1.99
AUGUST	519	520	73,556	72,873	0.32	1.55
SEPTEMBER	518	518	70,235	72,024	0.29	1.59
OCTOBER	547	545	76,325	78,745	0.15	1.06
NOVEMBER	526	529	72,475	72,674	0.41	1.25
DECEMBER	531	531	72,343	75,381	0.83	1.42
JANUARY	555	554	68,276	69,779	1.14	1.81
FEBRUARY	513	514	66,699	67,949	0.44	0.88
MARCH	581	580	82,831	81,669	1.12	1.57
APRIL	557	557	82,748	83,637	0.07	0.88
MAY	577	577	85,325	89,786	1.14	1.06
JUNE	563	564	90,219	89,342	0.99	1.73
TOTALS	6,514	6,516	917,973	934,244	7.35	16.79

NOTE:

a - Airline club room lease effective December 16, 2016 and expired December 31, 2020. The lease has continued to operate beyond the date of expiration as a holdover tenant.

b - Lease effective January 1, 2021.

c - Landing fee rate per 1,000 pounds at \$3.90 from May 2022 and \$2.57 from November 2022.

d - Remain overnight fee rate per night at \$203.98 from May 2022 and \$178.43 from November 2022.

e - Operations fee rate per operation on apron at \$34.11 from May 2022 and \$20.60 from November 2022.

BREEZE AVIATION GROUP, INC.
CERTIFICATED PASSENGER AIRLINE LEASE
 LEASE EXPIRES 12/31/2025

	TERMINAL RENT	UTILITIES FEES	JANITORIAL FEES	RAMP EQ STORAGE FEES	CUPPS FEES	NUMBER OF LANDINGS	LANDING FEES (b)
JULY	\$ -	\$ -	\$ -	\$ -	\$ -	-	\$ -
AUGUST	-	-	-	-	-	-	-
SEPTEMBER	-	-	-	-	-	-	-
OCTOBER	-	-	-	-	-	-	-
NOVEMBER	-	-	-	-	-	-	-
DECEMBER	-	-	-	-	-	-	-
JANUARY	-	-	-	-	-	-	-
FEBRUARY	65,636	5,530	11,275	459	4,707	24	7,988
MARCH	65,636	5,530	11,275	459	4,707	62	20,268
APRIL	65,636	5,530	11,275	459	4,707	87	28,204
MAY	65,636	5,530	11,275	459	4,707	100	31,976
JUNE	65,636	5,530	11,275	459	4,707	111	35,426
TOTALS	\$ 328,180	\$ 27,650	\$ 56,375	\$ 2,295	\$ 23,535	384	\$ 123,862

	NUMBER OF REMAIN OVERNIGHTS	REMAIN OVERNIGHT FEES (c)	OPERATIONS FEES (d)	LATE / PENALTY FEES	22-23 MONTHLY REVENUE	21-22 MONTHLY REVENUE	% CHANGE
JULY	-	\$ -	\$ -	\$ -	\$ -	\$ -	N/A
AUGUST	-	-	-	-	-	-	N/A
SEPTEMBER	-	-	-	-	-	-	N/A
OCTOBER	-	-	-	-	-	-	N/A
NOVEMBER	-	-	-	-	-	-	N/A
DECEMBER	-	-	-	-	-	-	N/A
JANUARY	-	-	-	-	-	-	N/A
FEBRUARY	-	-	494	-	96,089	-	N/A
MARCH	-	-	1,277	-	109,152	-	N/A
APRIL	2	357	1,792	127	118,087	-	N/A
MAY	1	178	2,060	-	121,821	-	N/A
JUNE	3	535	2,287	1,107	126,962	-	N/A
TOTALS	6	\$ 1,070	\$ 7,910	\$ 1,234	\$ 572,111	\$ -	N/A

	FLIGHTS		PASSENGERS		AIR FREIGHT (TONS)	
	DEPARTURES	ARRIVALS	ENPLANED	DEPLANED	ENPLANED	DEPLANED
JULY	-	-	-	-	-	-
AUGUST	-	-	-	-	-	-
SEPTEMBER	-	-	-	-	-	-
OCTOBER	-	-	-	-	-	-
NOVEMBER	-	-	-	-	-	-
DECEMBER	-	-	-	-	-	-
JANUARY	-	-	-	-	-	-
FEBRUARY	24	24	2,431	2,448	-	-
MARCH	62	62	5,601	6,084	-	-
APRIL	87	87	9,295	8,441	-	-
MAY	100	100	10,217	9,873	-	-
JUNE	111	111	11,337	10,484	-	-
TOTALS	384	384	38,881	37,330	-	-

NOTE:

a - Lease effective February 16, 2023.

b - Landing fee rate per 1,000 pounds at \$2.57 from November 2022.

c - Remain overnight fee rate per night at \$178.43 from November 2022.

d - Operations fee rate per operation on apron at \$20.60 from November 2022.

DELTA AIRLINES
CERTIFICATED PASSENGER AIRLINE LEASE
 LEASE EXPIRES 12/31/2025

	TERMINAL RENT	UTILITIES FEES	JANITORIAL FEES	RAMP EQ STORAGE FEES	CUPPS FEES	NUMBER OF LANDINGS	LANDING FEES (b)
JULY	\$ 165,329	\$ 23,325	\$ 38,530	\$ 6,248	\$ 13,937	423	\$ 228,539
AUGUST	165,329	23,325	38,530	6,248	13,937	456	251,414
SEPTEMBER	165,329	23,325	38,530	6,248	13,937	465	265,974
OCTOBER	165,329	23,325	38,530	6,248	13,937	474	270,218
NOVEMBER	202,152	15,756	32,126	5,672	13,412	455	172,907
DECEMBER	202,152	15,756	32,126	5,672	13,412	441	167,408
JANUARY	202,152	15,756	32,126	5,672	13,412	367	136,967
FEBRUARY	202,152	15,756	32,126	5,672	13,412	321	120,744
MARCH	202,152	15,756	32,126	5,672	13,412	377	141,406
APRIL	202,152	15,756	32,126	5,672	13,412	361	133,533
MAY	202,152	15,756	32,126	5,672	13,412	413	152,994
JUNE	202,152	15,756	32,126	5,672	13,412	434	158,527
TOTALS	\$ 2,278,532	\$ 219,348	\$ 411,128	\$ 70,368	\$ 163,044	4,987	\$ 2,200,631

	NUMBER OF REMAIN OVERNIGHTS	REMAIN OVERNIGHT FEES (c)	OPERATIONS FEES (d)	LATE / PENALTY FEES	22-23 MONTHLY REVENUE	21-22 MONTHLY REVENUE	% CHANGE
JULY	123	\$ 25,090	\$ 14,429	\$ -	\$ 515,427	\$ 423,854	21.60%
AUGUST	128	26,109	15,554	-	540,446	432,194	25.05%
SEPTEMBER	124	25,294	15,861	-	554,498	470,238	17.92%
OCTOBER	127	25,905	16,168	-	559,660	507,731	10.23%
NOVEMBER	124	22,125	9,373	3,500	477,023	474,528	0.53%
DECEMBER	126	22,482	9,085	-	468,093	455,922	2.67%
JANUARY	126	22,482	7,601	-	436,168	448,765	-2.81%
FEBRUARY	112	19,984	6,613	-	416,459	425,993	-2.24%
MARCH	125	22,304	7,766	-	440,594	467,213	-5.70%
APRIL	121	21,590	7,437	10,395	442,073	466,412	-5.22%
MAY	120	21,412	8,508	-	452,032	486,469	-7.08%
JUNE	119	21,233	8,940	6,158	463,976	495,852	-6.43%
TOTALS	1,475	\$ 276,010	\$ 127,335	\$ 20,053	\$ 5,766,449	\$ 5,555,171	3.80%

	FLIGHTS		PASSENGERS		AIR FREIGHT (TONS)	
	DEPARTURES	ARRIVALS	ENPLANED	DEPLANED	ENPLANED	DEPLANED
JULY	423	423	48,652	50,281	8.07	2.31
AUGUST	456	456	53,337	56,217	23.80	8.27
SEPTEMBER	465	465	54,937	59,312	21.59	10.52
OCTOBER	474	474	58,957	60,723	25.46	9.73
NOVEMBER	455	455	57,518	59,398	23.14	2.85
DECEMBER	441	441	54,941	56,080	16.10	6.00
JANUARY	369	367	42,909	43,207	15.23	2.52
FEBRUARY	321	321	38,944	38,618	4.77	5.20
MARCH	377	377	46,518	46,499	11.02	5.65
APRIL	361	361	45,865	44,940	13.90	5.04
MAY	413	413	50,280	49,901	15.32	8.03
JUNE	434	434	53,853	51,081	8.20	6.02
TOTALS	4,989	4,987	606,711	616,257	186.60	72.14

NOTE:

a - Lease effective January 1, 2021.

b - Landing fee rate per 1,000 pounds at \$3.90 from May 2022 and \$2.57 from November 2022.

c - Remain overnight fee rate per night at \$203.98 from May 2022 and \$178.43 from November 2022.

d - Operations fee rate per operation on apron at \$34.11 from May 2022 and \$20.60 from November 2022.

FRONTIER AIRLINES, INC.
CERTIFICATED PASSENGER AIRLINE LEASE
 LEASE EXPIRES 12/31/2025

	TERMINAL RENT	UTILITIES FEES	JANITORIAL FEES	RAMP EQ STORAGE FEES	CUPPS FEES	NUMBER OF LANDINGS	LANDING FEES (b)
JULY	\$ 91,997	\$ 9,363	\$ 15,948	\$ 1,630	\$ 5,808	92	\$ 53,163
AUGUST	91,997	9,363	15,948	1,630	5,808	92	53,223
SEPTEMBER	91,997	9,363	15,948	1,630	5,808	88	50,885
OCTOBER	91,997	9,363	15,948	1,630	5,808	89	51,434
NOVEMBER	100,862	8,489	17,309	1,382	7,226	90	34,303
DECEMBER	100,862	8,489	17,309	1,382	7,226	90	34,283
JANUARY	100,862	8,489	17,309	1,382	7,226	119	45,370
FEBRUARY	100,862	8,489	17,309	1,382	7,226	110	41,940
MARCH	100,862	8,489	17,309	1,382	7,226	119	45,404
APRIL	100,862	8,489	17,309	1,382	7,226	114	43,461
MAY	100,862	8,489	17,309	1,382	7,226	122	46,503
JUNE	100,862	8,489	17,309	1,382	7,226	114	43,448
TOTALS	\$ 1,174,884	\$ 105,364	\$ 202,264	\$ 17,576	\$ 81,040	1,239	\$ 543,417

	NUMBER OF REMAIN OVERNIGHTS	REMAIN OVERNIGHT FEES (c)	OPERATIONS FEES (d)	LATE / PENALTY FEES	22-23 MONTHLY REVENUE	21-22 MONTHLY REVENUE	% CHANGE
JULY	-	\$ -	\$ 3,138	\$ -	\$ 181,047	\$ 164,283	10.20%
AUGUST	-	-	3,138	10,317	191,424	163,688	16.94%
SEPTEMBER	3	612	3,002	-	179,245	159,307	12.52%
OCTOBER	-	-	3,036	7,213	186,429	160,571	16.10%
NOVEMBER	3	535	1,854	4,500	176,460	152,736	15.53%
DECEMBER	-	-	1,854	14,124	185,529	180,337	2.88%
JANUARY	-	-	2,451	2,779	185,868	151,620	22.59%
FEBRUARY	1	178	2,266	2,771	182,423	149,005	22.43%
MARCH	-	-	2,451	4,821	187,944	156,575	20.03%
APRIL	-	-	2,348	760	181,837	154,299	17.85%
MAY	-	-	2,513	818	185,102	179,171	3.31%
JUNE	5	892	2,348	7,000	188,956	191,378	-1.27%
TOTALS	12	\$ 2,217	\$ 30,399	\$ 55,103	\$ 2,212,264	\$ 1,962,970	12.70%

	FLIGHTS		PASSENGERS		AIR FREIGHT (TONS)	
	DEPARTURES	ARRIVALS	ENPLANED	DEPLANED	ENPLANED	DEPLANED
JULY	92	92	15,010	14,171	-	-
AUGUST	92	92	14,626	13,399	-	-
SEPTEMBER	88	88	12,347	11,902	-	-
OCTOBER	89	89	13,291	12,660	-	-
NOVEMBER	90	90	13,799	13,652	-	-
DECEMBER	90	90	14,018	13,668	-	-
JANUARY	119	119	16,804	17,371	-	-
FEBRUARY	110	110	16,108	15,723	-	-
MARCH	119	119	18,673	17,428	-	-
APRIL	114	114	18,178	16,990	-	-
MAY	122	122	19,250	19,178	-	-
JUNE	114	114	19,931	19,479	-	-
TOTALS	1,239	1,239	192,035	185,621	-	-

NOTE:

a - Lease effective January 1, 2021.

b - Landing fee rate per 1,000 pounds at \$3.90 from May 2022 and \$2.57 from November 2022.

c - Remain overnight fee rate per night at \$203.98 from May 2022 and \$178.43 from November 2022.

d - Operations fee rate per operation on apron at \$34.11 from May 2022 and \$20.60 from November 2022.

HORIZON AIR INDUSTRIES, INC.
CERTIFICATED PASSENGER AIRLINE OPERATING LEASE
MONTH TO MONTH

	TERMINAL RENT	UTILITIES FEES	JANITORIAL FEES	RAMP EQ STORAGE FEES	CUPPS FEES	NUMBER OF LANDINGS	LANDING FEES (b)
JULY	\$ 22,707	\$ 4,712	\$ 7,273	\$ 888	\$ 2,589	62	\$ 18,124
AUGUST	22,707	4,712	7,273	888	2,589	60	17,540
SEPTEMBER	22,707	4,712	7,273	888	2,589	36	10,524
OCTOBER	22,707	4,712	7,273	888	2,589	21	6,139
NOVEMBER	71,114	7,733	15,768	1,199	6,583	25	4,816
DECEMBER	71,114	7,733	15,768	1,199	6,583	23	4,431
JANUARY	71,114	7,733	15,768	1,199	6,583	21	4,045
FEBRUARY	71,114	7,733	15,768	1,199	6,583	27	5,201
MARCH	71,114	7,733	15,768	1,199	6,583	41	7,898
APRIL	71,114	7,733	15,768	1,199	6,583	59	11,366
MAY	71,114	7,733	15,768	1,199	6,583	62	11,944
JUNE	71,114	7,733	15,768	1,199	6,583	96	18,493
TOTALS	\$ 659,740	\$ 80,712	\$ 155,236	\$ 13,144	\$ 63,020	533	\$ 120,521

	NUMBER OF REMAIN OVERNIGHTS	REMAIN OVERNIGHT FEES (c)	OPERATIONS FEES (d)	LATE / PENALTY FEES	22-23 MONTHLY REVENUE	21-22 MONTHLY REVENUE	% CHANGE
JULY	-	\$ -	\$ 2,115	\$ -	\$ 58,408	\$ 258,764	-77.43%
AUGUST	-	-	2,047	-	57,756	243,523	-76.28%
SEPTEMBER	-	-	1,228	-	49,921	227,005	-78.01%
OCTOBER	-	-	716	-	45,024	212,036	-78.77%
NOVEMBER	-	-	515	-	107,728	83,987	28.27%
DECEMBER	-	-	474	-	107,302	81,724	31.30%
JANUARY	2	357	433	-	107,232	57,341	87.01%
FEBRUARY	-	-	556	-	108,154	67,816	59.48%
MARCH	-	-	845	173	111,313	81,076	37.29%
APRIL	-	-	1,215	186	115,164	86,925	32.49%
MAY	-	-	1,277	-	115,618	65,344	76.94%
JUNE	17	3,033	1,957	297	126,177	58,997	113.87%
TOTALS	19	\$ 3,390	\$ 13,378	\$ 656	\$ 1,109,797	\$ 1,524,538	-27.20%

	FLIGHTS		PASSENGERS		AIR FREIGHT (TONS)	
	DEPARTURES	ARRIVALS	ENPLANED	DEPLANED	ENPLANED	DEPLANED
JULY	62	62	4,016	4,171	0.10	-
AUGUST	60	60	4,029	4,174	-	0.10
SEPTEMBER	36	36	2,386	2,481	-	-
OCTOBER	21	21	1,454	1,457	-	-
NOVEMBER	25	25	1,767	1,771	-	-
DECEMBER	23	23	1,639	1,658	-	-
JANUARY	21	21	1,133	1,395	-	-
FEBRUARY	27	27	1,535	1,821	-	-
MARCH	41	41	2,549	2,779	-	-
APRIL	59	59	3,751	3,913	0.10	0.10
MAY	62	62	3,888	3,930	0.10	-
JUNE	95	96	6,424	6,518	-	-
TOTALS	532	533	34,571	36,068	0.30	0.20

NOTE:

- a - Lease effective January 1, 2021, conducted in accordance with an agreement with Alaska Airlines. Term of license continues on a month-to-month basis until terminated by either party.
- b - Landing fee rate per 1,000 pounds at \$3.90 from May 2022 and \$2.57 from November 2022.
- c - Remain overnight fee rate per night at \$203.98 from May 2022 and \$178.43 from November 2022.
- d - Operations fee rate per operation on apron at \$34.11 from May 2022 and \$20.60 from November 2022.

SKYWEST AIRLINES, INC. (COMMERCIAL)
CERTIFICATED PASSENGER AIRLINE OPERATING LICENSE
MONTH TO MONTH

	TERMINAL RENT (e)	UTILITIES FEES (e)	JANITORIAL FEES (e)	CUPPS FEES (e)	NUMBER OF LANDINGS	LANDING FEES (b)(f)	NUMBER OF REMAIN OVERNIGHTS
JULY	\$ 130,635	\$ 10,670	\$ 19,713	\$ 7,304	253	\$ 73,959	30
AUGUST	130,635	10,670	19,713	7,304	251	73,375	30
SEPTEMBER	130,635	10,670	19,713	7,304	270	78,929	28
OCTOBER	130,635	10,670	19,713	7,304	272	79,514	27
NOVEMBER	75,639	7,475	15,241	6,363	256	49,316	27
DECEMBER	75,639	7,475	15,241	6,363	250	48,160	31
JANUARY	75,639	7,475	15,241	6,363	253	48,738	31
FEBRUARY	75,639	7,475	15,241	6,363	254	48,931	28
MARCH	75,639	7,475	15,241	6,363	277	53,361	30
APRIL	75,639	7,475	15,241	6,363	283	54,517	29
MAY	75,639	7,475	15,241	6,363	320	61,645	31
JUNE	75,639	7,475	15,241	6,363	319	61,452	30
TOTALS	\$ 1,127,652	\$ 102,480	\$ 200,780	\$ 80,120	3,258	\$ 731,897	352

	REMAIN OVERNIGHT FEES (c)(f)	OPERATIONS FEES (d)(f)	LATE / PENALTY FEES	22-23 MONTHLY REVENUE	21-22 MONTHLY REVENUE	% CHANGE
JULY	\$ 6,119	\$ 8,664	\$ -	\$ 257,064	\$ 238,403	7.83%
AUGUST	6,119	8,562	230	256,608	240,576	6.66%
SEPTEMBER	5,711	9,176	-	262,138	219,085	19.65%
OCTOBER	5,507	9,244	-	262,587	222,305	18.12%
NOVEMBER	4,818	5,294	-	164,146	136,956	19.85%
DECEMBER	5,531	5,150	-	163,559	139,963	16.86%
JANUARY	5,531	5,171	-	164,158	162,801	0.83%
FEBRUARY	4,996	5,232	193	164,070	147,326	11.37%
MARCH	5,353	5,706	823	169,961	136,082	24.90%
APRIL	5,174	5,830	815	171,054	153,703	11.29%
MAY	5,531	6,592	-	178,486	249,114	-28.35%
JUNE	5,353	6,571	1,008	179,102	249,984	-28.35%
TOTALS	\$ 65,743	\$ 81,192	\$ 3,069	\$ 2,392,933	\$ 2,296,298	4.21%

	FLIGHTS		PASSENGERS		AIR FREIGHT (TONS)	
	DEPARTURES	ARRIVALS	ENPLANED	DEPLANED	ENPLANED	DEPLANED
JULY	254	253	17,142	16,990	0.10	0.30
AUGUST	251	251	17,518	17,005	-	0.30
SEPTEMBER	269	270	17,534	17,783	-	1.10
OCTOBER	271	272	18,927	18,375	-	0.60
NOVEMBER	257	256	17,593	17,393	-	0.10
DECEMBER	250	250	17,181	17,470	0.10	1.00
JANUARY	251	253	16,600	15,770	-	0.10
FEBRUARY	254	254	16,869	16,783	-	0.50
MARCH	277	277	19,232	19,322	-	0.20
APRIL	283	283	20,459	20,183	-	0.60
MAY	320	320	22,356	22,016	0.10	0.30
JUNE	319	319	22,259	22,357	-	0.50
TOTALS	3,256	3,258	223,670	221,447	0.30	5.60

NOTE:

- a - Lease effective January 1, 2021, conducted in accordance with an agreement with Alaska Airlines, Delta Airlines, and United Airlines. Term of license continues on a month-to-month basis until terminated by either party.
- b - Landing fee rate per 1,000 pounds at \$3.90 from May 2022 and \$2.57 from November 2022.
- c - Remain overnight fee rate per night at \$203.98 from May 2022 and \$178.43 from November 2022.
- d - Operations fee rate per operation on apron at \$34.11 from May 2022 and \$20.60 from November 2022.
- e - Effective November 1, 2022, no rent and fees are due for Delta Airlines.
- f - Effective October 1, 2021, Delta Airlines is not operating any Skywest planes.

SOUTHWEST AIRLINES CO.
CERTIFICATED PASSENGER AIRLINE LEASE
 LEASE EXPIRES 12/31/2025

	TERMINAL	UTILITIES	JANITORIAL	RAMP EQ STORAGE	CUPPS	CBP	IAF	NUMBER OF
	RENT	FEES	FEES	FEES	FEES	FEES	FEE	LANDINGS
JULY	\$ 920,045	\$ 97,377	\$ 162,924	\$ 18,049	\$ 59,106	\$ 79,634	\$ 102,604	1,553
AUGUST	920,045	97,377	162,924	18,049	59,106	79,634	102,604	1,554
SEPTEMBER	920,045	97,377	162,924	18,049	59,106	79,634	102,604	1,589
OCTOBER	920,045	97,377	162,924	18,049	59,106	79,634	102,604	1,653
NOVEMBER	708,466	62,892	128,240	15,296	53,537	88,637	102,192	1,690
DECEMBER	708,466	62,892	128,240	15,296	53,537	88,637	102,192	1,457
JANUARY	708,466	62,892	128,240	15,296	53,537	88,637	102,192	1,412
FEBRUARY	708,466	62,892	128,240	15,296	53,537	88,637	102,192	1,238
MARCH	708,466	62,892	128,240	15,296	53,537	88,637	102,192	1,367
APRIL	708,466	62,892	128,240	15,296	53,537	88,637	102,192	1,296
MAY	708,466	62,892	128,240	15,296	53,537	88,637	102,192	1,355
JUNE	708,466	62,892	128,240	15,296	53,537	88,637	102,192	1,333
TOTALS	\$ 9,347,908	\$ 892,644	\$ 1,677,616	\$ 194,564	\$ 664,720	\$ 1,027,632	\$ 1,227,952	17,497

	NUMBER OF LANDING FEES (b)	REMAIN OVERNIGHTS	REMAIN OVERNIGHT FEES (c)	OPERATIONS FEES (d)	LATE / PENALTY FEES	22-23 MONTHLY REVENUE	21-22 MONTHLY REVENUE	% CHANGE
JULY	\$ 805,678	284	\$ 57,930	\$ 53,007	\$ -	\$ 2,356,354	\$ 2,067,471	13.97%
AUGUST	808,581	289	58,950	53,007	5,000	2,365,277	2,064,563	14.57%
SEPTEMBER	817,814	249	50,791	54,167	-	2,362,511	2,025,433	16.64%
OCTOBER	853,123	264	53,851	56,384	-	2,403,097	1,986,755	20.96%
NOVEMBER	574,698	263	46,927	34,814	5,000	1,820,699	2,079,068	-12.43%
DECEMBER	495,548	275	49,068	29,973	-	1,733,849	2,088,005	-16.96%
JANUARY	470,938	273	48,711	29,087	-	1,707,996	2,088,919	-18.24%
FEBRUARY	411,541	235	41,931	25,523	5,000	1,643,255	2,077,934	-20.92%
MARCH	453,899	266	47,462	28,160	-	1,688,781	2,149,962	-21.45%
APRIL	430,381	250	44,608	26,656	-	1,660,905	2,135,934	-22.24%
MAY	450,086	260	46,392	27,954	-	1,683,692	2,348,740	-28.32%
JUNE	442,711	254	45,321	27,460	-	1,674,752	2,335,462	-28.29%
TOTALS	\$ 7,014,998	3,162	\$ 591,942	\$ 446,192	\$ 15,000	\$ 23,101,168	\$ 25,448,246	-9.22%

	FLIGHTS		PASSENGERS		AIR FREIGHT (TONS)	
	DEPARTURES	ARRIVALS	ENPLANED	DEPLANED	ENPLANED	DEPLANED
JULY	1,554	1,553	189,385	196,132	35.58	34.34
AUGUST	1,554	1,554	183,533	188,624	52.45	29.85
SEPTEMBER	1,588	1,589	191,043	200,337	51.27	31.85
OCTOBER	1,653	1,653	202,985	209,385	40.68	21.96
NOVEMBER	1,690	1,690	191,950	198,921	44.86	26.92
DECEMBER	1,455	1,457	157,818	167,566	33.18	21.19
JANUARY	1,412	1,412	151,836	153,687	36.56	30.60
FEBRUARY	1,239	1,238	144,986	146,964	32.69	38.89
MARCH	1,367	1,367	163,282	166,293	38.96	37.89
APRIL	1,294	1,296	160,329	163,950	31.48	26.03
MAY	1,357	1,355	163,026	168,124	34.86	33.79
JUNE	1,333	1,333	162,330	164,151	36.63	38.37
TOTALS	17,496	17,497	2,062,503	2,124,134	469.20	371.68

NOTE:

a - Lease effective January 1, 2021.

b - Landing fee rate per 1,000 pounds at \$3.90 from May 2022 and \$2.57 from November 2022.

c - Remain overnight fee rate per night at \$203.98 from May 2022 and \$178.43 from November 2022.

d - Operations fee rate per operation on apron at \$34.11 from May 2022 and \$20.60 from November 2022.

SPIRIT AIRLINES, INC.
CERTIFICATED PASSENGER AIRLINE LEASE
 LEASE EXPIRES 12/31/2025

	TERMINAL RENT	UTILITIES FEES	JANITORIAL FEES	RAMP EQ STORAGE FEES	CUPPS FEES	NUMBER OF LANDINGS	LANDING FEES (b)
JULY	\$ 129,543	\$ 13,513	\$ 23,857	\$ 1,699	\$ 8,757	152	\$ 87,639
AUGUST	129,543	13,513	23,857	1,699	8,757	153	88,170
SEPTEMBER	129,543	13,513	23,857	1,699	8,757	148	84,948
OCTOBER	129,543	13,513	23,857	1,699	8,757	151	86,638
NOVEMBER	95,914	8,222	16,766	685	7,000	150	56,759
DECEMBER	95,914	8,222	16,766	685	7,000	149	56,234
JANUARY	95,914	8,222	16,766	685	7,000	119	44,912
FEBRUARY	95,914	8,222	16,766	685	7,000	109	41,252
MARCH	95,914	8,222	16,766	685	7,000	123	46,444
APRIL	95,914	8,222	16,766	685	7,000	117	44,315
MAY	95,914	8,222	16,766	685	7,000	123	46,488
JUNE	95,914	8,222	16,766	685	7,000	119	44,984
TOTALS	\$ 1,285,484	\$ 119,828	\$ 229,556	\$ 12,276	\$ 91,028	1,613	\$ 728,783

	NUMBER OF REMAIN OVERNIGHTS	REMAIN OVERNIGHT FEES (c)	OPERATIONS FEES (d)	LATE / PENALTY FEES	22-23 MONTHLY REVENUE	21-22 MONTHLY REVENUE	% CHANGE
JULY	30	\$ 6,119	\$ 5,185	\$ -	\$ 276,312	\$ 90,408	205.63%
AUGUST	30	6,119	5,219	-	276,877	89,729	208.57%
SEPTEMBER	30	6,119	5,048	-	273,484	95,075	187.65%
OCTOBER	30	6,119	5,151	-	275,277	93,562	194.22%
NOVEMBER	30	5,353	3,090	-	193,789	196,972	-1.62%
DECEMBER	36	6,423	3,090	-	194,334	197,482	-1.59%
JANUARY	28	4,996	2,431	-	180,926	195,701	-7.55%
FEBRUARY	30	5,353	2,245	-	177,437	191,287	-7.24%
MARCH	30	5,353	2,534	-	182,918	189,047	-3.24%
APRIL	29	5,174	2,410	-	180,486	196,657	-8.22%
MAY	30	5,353	2,534	-	182,962	278,380	-34.28%
JUNE	28	4,996	2,451	-	181,018	274,131	-33.97%
TOTALS	361	\$ 67,477	\$ 41,388	\$ -	\$ 2,575,820	\$ 2,088,431	23.34%

	FLIGHTS		PASSENGERS		AIR FREIGHT (TONS)	
	DEPARTURES	ARRIVALS	ENPLANED	DEPLANED	ENPLANED	DEPLANED
JULY	152	152	20,213	21,183	-	-
AUGUST	153	153	20,556	20,758	-	-
SEPTEMBER	148	148	19,634	19,571	-	-
OCTOBER	151	151	19,655	19,795	-	-
NOVEMBER	150	150	20,891	20,565	-	-
DECEMBER	150	149	21,238	20,755	-	-
JANUARY	118	119	15,584	15,379	-	-
FEBRUARY	109	109	14,301	14,248	-	-
MARCH	123	123	15,980	16,045	-	-
APRIL	117	117	15,648	15,691	-	-
MAY	123	123	17,132	17,336	-	-
JUNE	119	119	18,113	17,091	-	-
TOTALS	1,613	1,613	218,945	218,417	-	-

NOTE:

a - Lease effective November 1, 2020.

b - Landing fee rate per 1,000 pounds at \$3.90 from May 2022 and \$2.57 from November 2022.

c - Remain overnight fee rate per night at \$203.98 from May 2022 and \$178.43 from November 2022.

d - Operations fee rate per operation on apron at \$34.11 from May 2022 and \$20.60 from November 2022.

SUN COUNTRY, INC.
dba SUN COUNTRY AIRLINES
CERTIFICATED PASSENGER AIRLINE LEASE
LEASE TERMINATED 03/31/2022

	TERMINAL RENT	UTILITIES FEES	JANITORIAL FEES	RAMP EQ STORAGE FEES	CUPPS FEES	NUMBER OF LANDINGS	LANDING FEES
JULY	\$ -	\$ -	\$ -	\$ -	\$ -	-	\$ -
AUGUST	-	-	-	-	-	-	-
SEPTEMBER	-	-	-	-	-	-	-
OCTOBER	-	-	-	-	-	-	-
NOVEMBER	-	-	-	-	-	-	-
DECEMBER	-	-	-	-	-	-	-
JANUARY	-	-	-	-	-	-	-
FEBRUARY	-	-	-	-	-	-	-
MARCH	-	-	-	-	-	-	-
APRIL	-	-	-	-	-	-	-
MAY	-	-	-	-	-	-	-
JUNE	-	-	-	-	-	-	-
TOTALS	\$ -	\$ -	\$ -	\$ -	\$ -	-	\$ -

	NUMBER OF REMAIN OVERNIGHTS	REMAIN OVERNIGHT FEES	OPERATIONS FEES	LATE / PENALTY FEES	22-23 MONTHLY REVENUE	21-22 MONTHLY REVENUE	% CHANGE
JULY	-	\$ -	\$ -	\$ -	\$ -	39,527	-100.00%
AUGUST	-	-	-	-	-	41,151	-100.00%
SEPTEMBER	-	-	-	-	-	39,596	-100.00%
OCTOBER	-	-	-	-	-	40,178	-100.00%
NOVEMBER	-	-	-	-	-	59,940	-100.00%
DECEMBER	-	-	-	-	-	61,214	-100.00%
JANUARY	-	-	-	-	-	53,830	-100.00%
FEBRUARY	-	-	-	-	-	51,123	-100.00%
MARCH	-	-	-	-	-	51,744	-100.00%
APRIL	-	-	-	-	-	-	N/A
MAY	-	-	-	-	-	-	N/A
JUNE	-	-	-	-	-	-	N/A
TOTALS	-	\$ -	\$ -	\$ -	\$ -	438,303	-100.00%

	FLIGHTS		PASSENGERS		AIR FREIGHT (TONS)	
	DEPARTURES	ARRIVALS	ENPLANED	DEPLANED	ENPLANED	DEPLANED
JULY	-	-	-	-	-	-
AUGUST	-	-	-	-	-	-
SEPTEMBER	-	-	-	-	-	-
OCTOBER	-	-	-	-	-	-
NOVEMBER	-	-	-	-	-	-
DECEMBER	-	-	-	-	-	-
JANUARY	-	-	-	-	-	-
FEBRUARY	-	-	-	-	-	-
MARCH	-	-	-	-	-	-
APRIL	-	-	-	-	-	-
MAY	-	-	-	-	-	-
JUNE	-	-	-	-	-	-
TOTALS	-	-	-	-	-	-

NOTE:

a - Lease terminated March 31, 2022.

PM 1121-300-79 (a)
PM 1121-300-85 (b)

UNITED AIRLINES, INC.
CERTIFICATED PASSENGER AIRLINE LEASE
LEASE EXPIRES 12/31/2025

	TERMINAL RENT	MEZZANINE RENT (a)	UTILITIES FEES	JANITORIAL FEES	RAMP EQ STORAGE FEES	CUPPS FEES	NUMBER OF LANDINGS	LANDING FEES (c)
JULY	\$ 280,998	\$ 16,017	\$ 31,043	\$ 49,051	\$ 13,018	\$ 17,560	581	\$ 315,035
AUGUST	280,998	16,017	31,043	49,051	13,018	17,560	612	330,453
SEPTEMBER	280,998	16,017	31,043	49,051	13,018	17,560	522	285,270
OCTOBER	280,998	16,017	31,043	49,051	13,018	17,560	542	296,813
NOVEMBER	383,866	16,914	28,794	58,712	11,458	24,511	483	174,755
DECEMBER	383,866	16,914	28,794	58,712	11,458	24,511	513	185,720
JANUARY	383,866	16,914	28,794	58,712	11,458	24,511	525	192,368
FEBRUARY	383,866	16,914	28,794	58,712	11,458	24,511	465	169,295
MARCH	383,866	16,914	28,794	58,712	11,458	24,511	517	187,897
APRIL	383,866	16,914	28,794	58,712	11,458	24,511	524	191,810
MAY	383,866	16,914	28,794	58,712	11,458	24,511	548	200,446
JUNE	383,866	16,914	28,794	58,712	11,458	24,511	511	186,312
TOTALS	\$ 4,194,920	\$ 199,380	\$ 354,524	\$ 665,900	\$ 143,736	\$ 266,328	6,343	\$ 2,716,174

	NUMBER OF REMAIN OVERNIGHTS	REMAIN OVERNIGHT FEES (d)	OPERATIONS FEES (e)	LATE / PENALTY FEES	22-23 MONTHLY REVENUE	21-22 MONTHLY REVENUE	% CHANGE
JULY	175	\$ 35,697	\$ 19,818	\$ -	\$ 778,237	\$ 479,301	62.37%
AUGUST	178	36,308	20,875	5,374	800,697	480,088	66.78%
SEPTEMBER	146	29,781	17,840	5,117	745,695	507,279	47.00%
OCTOBER	149	30,393	18,488	-	753,381	532,927	41.37%
NOVEMBER	142	25,337	9,950	-	734,297	762,892	-3.75%
DECEMBER	143	25,515	10,588	-	746,078	766,816	-2.70%
JANUARY	178	31,761	10,774	-	759,158	778,937	-2.54%
FEBRUARY	160	28,549	9,600	-	731,699	765,862	-4.46%
MARCH	175	31,225	10,650	-	754,027	810,167	-6.93%
APRIL	169	30,155	10,774	-	756,994	815,352	-7.16%
MAY	174	31,047	11,268	-	767,016	777,231	-1.31%
JUNE	161	28,727	10,547	-	749,841	780,620	-3.94%
TOTALS	1,950	\$ 364,495	\$ 161,172	\$ 10,491	\$ 9,077,120	\$ 8,257,472	9.93%

	FLIGHTS		PASSENGERS		AIR FREIGHT (TONS)	
	DEPARTURES	ARRIVALS	ENPLANED	DEPLANED	ENPLANED	DEPLANED
JULY	581	581	74,232	78,176	-	-
AUGUST	612	612	75,803	77,320	-	-
SEPTEMBER	523	522	67,027	68,129	-	-
OCTOBER	542	542	72,104	74,724	-	-
NOVEMBER	483	483	64,096	65,551	-	-
DECEMBER	514	513	66,924	69,945	-	-
JANUARY	523	525	63,736	66,231	-	-
FEBRUARY	466	465	56,146	58,413	-	-
MARCH	517	517	69,801	70,573	-	-
APRIL	523	524	69,759	73,465	-	-
MAY	547	548	71,936	75,618	-	-
JUNE	512	511	70,953	70,828	-	-
TOTALS	6,343	6,343	822,517	848,973	-	-

NOTE:

- a - Airline club room lease effective December 16, 2016 and expired December 31, 2020. The lease has continued to operate beyond the date of expiration as a holdover tenant.
- b - Lease effective January 1, 2021.
- c - Landing fee rate per 1,000 pounds at \$3.90 from May 2022 and \$2.57 from November 2022.
- d - Remain overnight fee rate per night at \$203.98 from May 2022 and \$178.43 from November 2022.
- e - Operations fee rate per operation on apron at \$34.11 from May 2022 and \$20.60 from November 2022.

WESTJET, AN ALBERTA PARTNERSHIP
CERTIFICATED PASSENGER AIRLINE LEASE
 LEASE EXPIRES 12/31/2025

	TERMINAL RENT	UTILITIES FEES	JANITORIAL FEES	RAMP EQ STORAGE FEES	CUPPS FEES	CBP FEES	NUMBER OF LANDINGS	LANDING FEES (b)
JULY	\$ 13,009	\$ 1,419	\$ 771	\$ (146)	\$ 149	\$ 5,350	30	\$ 15,116
AUGUST	13,009	1,419	771	(146)	149	5,350	31	15,620
SEPTEMBER	13,009	1,419	771	(146)	149	5,350	30	15,116
OCTOBER	13,009	1,419	771	(146)	149	5,350	31	15,620
NOVEMBER	68,841	5,497	11,209	514	4,680	7,539	25	8,301
DECEMBER	68,841	5,497	11,209	514	4,680	7,539	28	9,297
JANUARY	68,841	5,497	11,209	514	4,680	7,539	31	10,293
FEBRUARY	68,841	5,497	11,209	514	4,680	7,539	28	9,297
MARCH	68,841	5,497	11,209	514	4,680	7,539	30	9,961
APRIL	68,841	5,497	11,209	514	4,680	7,539	30	9,961
MAY	68,841	5,497	11,209	514	4,680	7,539	31	10,293
JUNE	68,841	5,497	11,209	514	4,680	7,539	30	9,961
TOTALS	\$ 602,764	\$ 49,652	\$ 92,756	\$ 3,528	\$ 38,036	\$ 81,712	355	\$ 138,836

	NUMBER OF REMAIN OVERNIGHTS	REMAIN OVERNIGHT FEES (c)	OPERATIONS FEES (d)	LATE / PENALTY FEES	22-23 MONTHLY REVENUE	21-22 MONTHLY REVENUE (e),(f)	% CHANGE
JULY	-	\$ -	\$ 1,023	\$ -	\$ 36,691	\$ (10,822)	-439.04%
AUGUST	-	-	1,057	-	37,229	(10,822)	-444.01%
SEPTEMBER	-	-	1,023	-	36,691	(10,822)	-439.04%
OCTOBER	-	-	1,057	-	37,229	(5,554)	-770.31%
NOVEMBER	1	178	515	-	107,274	89,169	20.30%
DECEMBER	-	-	577	354	108,508	91,303	18.84%
JANUARY	-	-	639	-	109,212	88,103	23.96%
FEBRUARY	-	-	577	-	108,154	87,036	24.26%
MARCH	-	-	618	-	108,859	88,103	23.56%
APRIL	-	-	618	-	108,859	91,303	19.23%
MAY	-	-	639	-	109,212	37,229	-193.35%
JUNE	1	178	618	-	109,037	36,691	-197.18%
TOTALS	2	\$ 356	\$ 8,961	\$ 354	\$ 1,016,955	\$ 570,917	78.13%

	FLIGHTS		PASSENGERS		AIR FREIGHT (TONS)	
	DEPARTURES	ARRIVALS	ENPLANED	DEPLANED	ENPLANED	DEPLANED
JULY	30	30	3,478	3,654	-	-
AUGUST	31	31	3,692	3,779	-	-
SEPTEMBER	30	30	3,167	3,412	-	-
OCTOBER	31	31	3,629	3,731	-	-
NOVEMBER	25	25	2,788	2,910	-	-
DECEMBER	28	28	3,269	3,056	-	-
JANUARY	31	31	3,073	3,176	-	-
FEBRUARY	28	28	3,193	3,298	-	-
MARCH	30	30	3,465	3,572	-	-
APRIL	30	30	3,717	3,748	-	-
MAY	31	31	3,783	3,371	-	-
JUNE	30	30	3,712	3,419	-	-
TOTALS	355	355	40,966	41,126	-	-

NOTE:

a - Lease effective January 1, 2021.

b - Landing fee rate per 1,000 pounds at \$3.90 from May 2022 and \$2.57 from November 2022.


c - Remain overnight fee rate per night at \$203.98 from May 2022 and \$178.43 from November 2022.

d - Operations fee rate per operation on apron at \$34.11 from May 2022 and \$20.60 from November 2022.

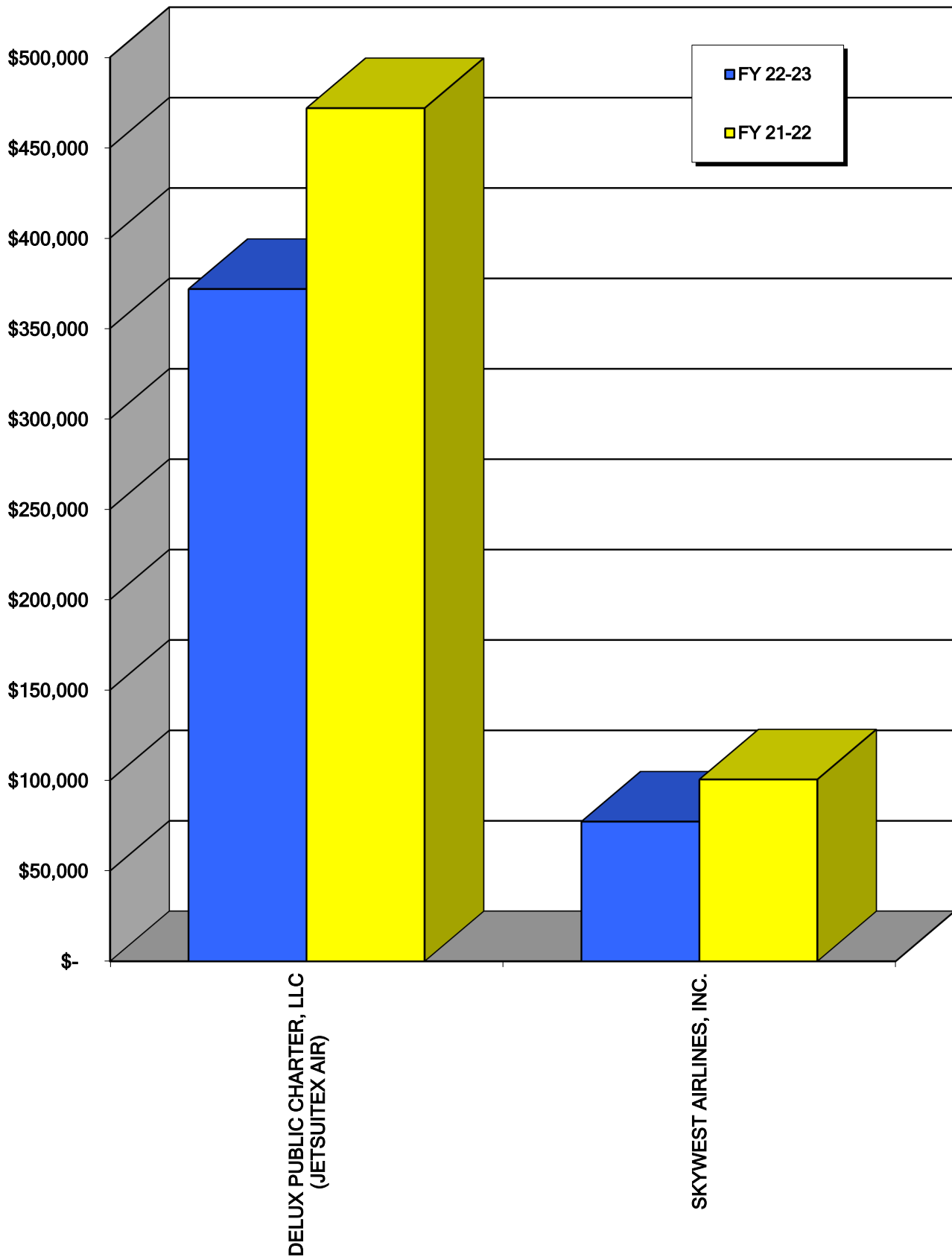
e - Effective March 23, 2020, a temporary embargo was placed on international flights into the United States as a result of the pandemic, and resume service starting October 1, 2021.

f - Due to the mid-year adjustments, credits are spread out monthly.

COMMUTER AIRLINES



COMMUTER AIRLINES SUMMARY



COMMUTER AIRLINES SUMMARY FOR FY 2022-2023

	NUMBER OF LANDINGS	LANDING FEES (a)	NUMBER OF REMAIN OVERNIGHTS	REMAIN OVERNIGHT FEES (b)	OPERATIONS FEES (c)	LATE / PENALTY FEES
DELUX PUBLIC CHARTER, LLC (JETSUITEX AIR)	2,479	\$ 310,475	418	\$ 52,763	\$ -	\$ 8,492
SKYWEST AIRLINES, INC.	369	75,010	4	479	1,296	369
TOTALS	2,848	\$ 385,485	422	\$ 53,242	\$ 1,296	\$ 8,861

	22-23 TOTAL REVENUE	21-22 TOTAL REVENUE	% CHANGE	FLIGHTS DEPARTURES	ARRIVALS
DELUX PUBLIC CHARTER, LLC (JETSUITEX AIR)	\$ 371,730	\$ 471,772	-21.21%	2,477	2,479
SKYWEST AIRLINES, INC.	77,154	100,459	-23.20%	369	369
TOTALS	\$ 448,884	\$ 572,231	-21.56%	2,846	2,848

	PASSENGERS ENPLANED	DEPLANED	AIR FREIGHT (TONS) ENPLANED	DEPLANED
DELUX PUBLIC CHARTER, LLC (JETSUITEX AIR)	49,968	50,005	-	-
SKYWEST AIRLINES, INC.	23,142	22,477	-	-
TOTALS	73,110	72,482	-	-

NOTE:

a - Landing fee rate per 1,000 pounds at \$3.90 from May 2022 and \$2.57 from November 2022.

b - Remain overnight fee rate per night at \$136.67 from May 2022 and \$119.55 from November 2022.

c - Operations fee rate per operations on apron at \$4.78 from May 2022 and \$2.88 from November 2022.

DELUX PUBLIC CHARTER, LLC
dba JETSUITEX AIR
COMMUTER AIRLINE OPERATING LICENSE
MONTH TO MONTH

	NUMBER OF LANDINGS	LANDING FEES (b)	NUMBER OF REMAIN OVERNIGHTS	REMAIN OVERNIGHT FEES (c)	LATE / PENALTY FEES	22-23 MONTHLY REVENUE	21-22 MONTHLY REVENUE
JULY	209	\$ 33,278	33	\$ 4,510	\$ -	\$ 37,788	\$ 39,932
AUGUST	194	30,933	33	4,510	-	35,443	40,957
SEPTEMBER	207	33,042	36	4,920	-	37,962	39,616
OCTOBER	252	40,675	61	8,337	-	49,012	42,174
NOVEMBER	231	24,644	27	3,228	-	27,872	43,803
DECEMBER	235	25,031	33	3,945	-	28,976	43,548
JANUARY	210	22,465	33	3,945	-	26,410	37,692
FEBRUARY	189	20,182	29	3,467	3,500	27,149	32,955
MARCH	207	22,101	34	4,065	4,500	30,666	37,169
APRIL	189	20,169	36	4,304	-	24,473	36,373
MAY	179	19,130	33	3,945	492	23,567	40,314
JUNE	177	18,825	30	3,587	-	22,412	37,239
TOTALS	2,479	\$ 310,475	418	\$ 52,763	\$ 8,492	\$ 371,730	\$ 471,772

		FLIGHTS		PASSENGERS		AIR FREIGHT (TONS)	
	% CHANGE	DEPARTURES	ARRIVALS	ENPLANED	DEPLANED	ENPLANED	DEPLANED
JULY	-5.37%	208	209	4,008	3,904	-	-
AUGUST	-13.46%	192	194	3,712	3,589	-	-
SEPTEMBER	-4.18%	206	207	4,035	4,055	-	-
OCTOBER	16.21%	253	252	4,566	4,559	-	-
NOVEMBER	-36.37%	231	231	4,294	4,286	-	-
DECEMBER	-33.46%	235	235	4,683	4,553	-	-
JANUARY	-29.93%	212	210	4,332	4,471	-	-
FEBRUARY	-17.62%	188	189	3,956	4,036	-	-
MARCH	-17.50%	207	207	4,403	4,319	-	-
APRIL	-32.72%	189	189	4,018	4,092	-	-
MAY	-41.54%	179	179	3,829	3,981	-	-
JUNE	-39.82%	177	177	4,132	4,160	-	-
TOTALS	-21.21%	2,477	2,479	49,968	50,005	-	-

NOTE:

a - License effective June 5, 2018 and expired December 31, 2018.

b - Landing fee rate per 1,000 pounds at \$3.90 from May 2022 and \$2.57 from November 2022.

c - Remain overnight fee rate per night at \$136.67 from May 2022 and \$119.55 from November 2022.

SKYWEST AIRLINES, INC.
COMMUTER AIRLINE OPERATING LICENSE
MONTH TO MONTH

	NUMBER OF LANDINGS	LANDING FEES (b)	NUMBER OF REMAIN OVERNIGHTS	REMAIN OVERNIGHT FEES (c)	OPERATIONS FEES (d)	LATE / PENALTY FEES	22-23 MONTHLY REVENUE
JULY	32	\$ 8,424	-	\$ -	\$ 153	\$ -	\$ 8,577
AUGUST	31	8,100	-	-	148	186	8,434
SEPTEMBER	30	7,870	-	-	143	-	8,013
OCTOBER	31	8,162	-	-	148	-	8,310
NOVEMBER	30	5,166	-	-	86	-	5,252
DECEMBER	31	5,420	-	-	89	-	5,509
JANUARY	30	5,207	-	-	86	-	5,293
FEBRUARY	29	5,096	-	-	84	183	5,363
MARCH	32	5,510	-	-	92	-	5,602
APRIL	31	5,379	1	120	89	-	5,588
MAY	32	5,510	3	359	92	-	5,961
JUNE	30	5,166	-	-	86	-	5,252
TOTALS	369	\$ 75,010	4	\$ 479	\$ 1,296	\$ 369	\$ 77,154

21-22								
	MONTHLY		FLIGHTS		PASSENGERS		AIR FREIGHT (TONS)	
	REVENUE	% CHANGE	DEPARTURES	ARRIVALS	ENPLANED	DEPLANED	ENPLANED	DEPLANED
JULY	\$ 9,026	-4.97%	32	32	2,022	1,921	-	-
AUGUST	7,942	6.19%	31	31	1,936	1,893	-	-
SEPTEMBER	7,686	4.25%	30	30	1,887	1,800	-	-
OCTOBER	7,303	13.79%	31	31	1,959	1,938	-	-
NOVEMBER	7,788	-32.56%	30	30	1,816	1,826	-	-
DECEMBER	7,467	-26.22%	31	31	1,882	1,997	-	-
JANUARY	10,833	-51.14%	30	30	1,944	1,681	-	-
FEBRUARY	10,216	-47.50%	29	29	1,764	1,709	-	-
MARCH	8,642	-35.18%	32	32	1,990	1,987	-	-
APRIL	7,716	-27.58%	31	31	2,050	1,972	-	-
MAY	9,658	-38.28%	32	32	1,991	1,860	-	-
JUNE	6,182	-15.04%	30	30	1,901	1,893	-	-
TOTALS	\$ 100,459	-23.20%	369	369	23,142	22,477	-	-

NOTE:

a - Lease effective January 1, 2021, conducted in accordance with an agreement with Delta Airlines and United Airlines.

Term of license continues on a month-to-month basis until terminated by either party.

b - Landing fee rate per 1,000 pounds at \$3.90 from May 2022 and \$2.57 from November 2022.

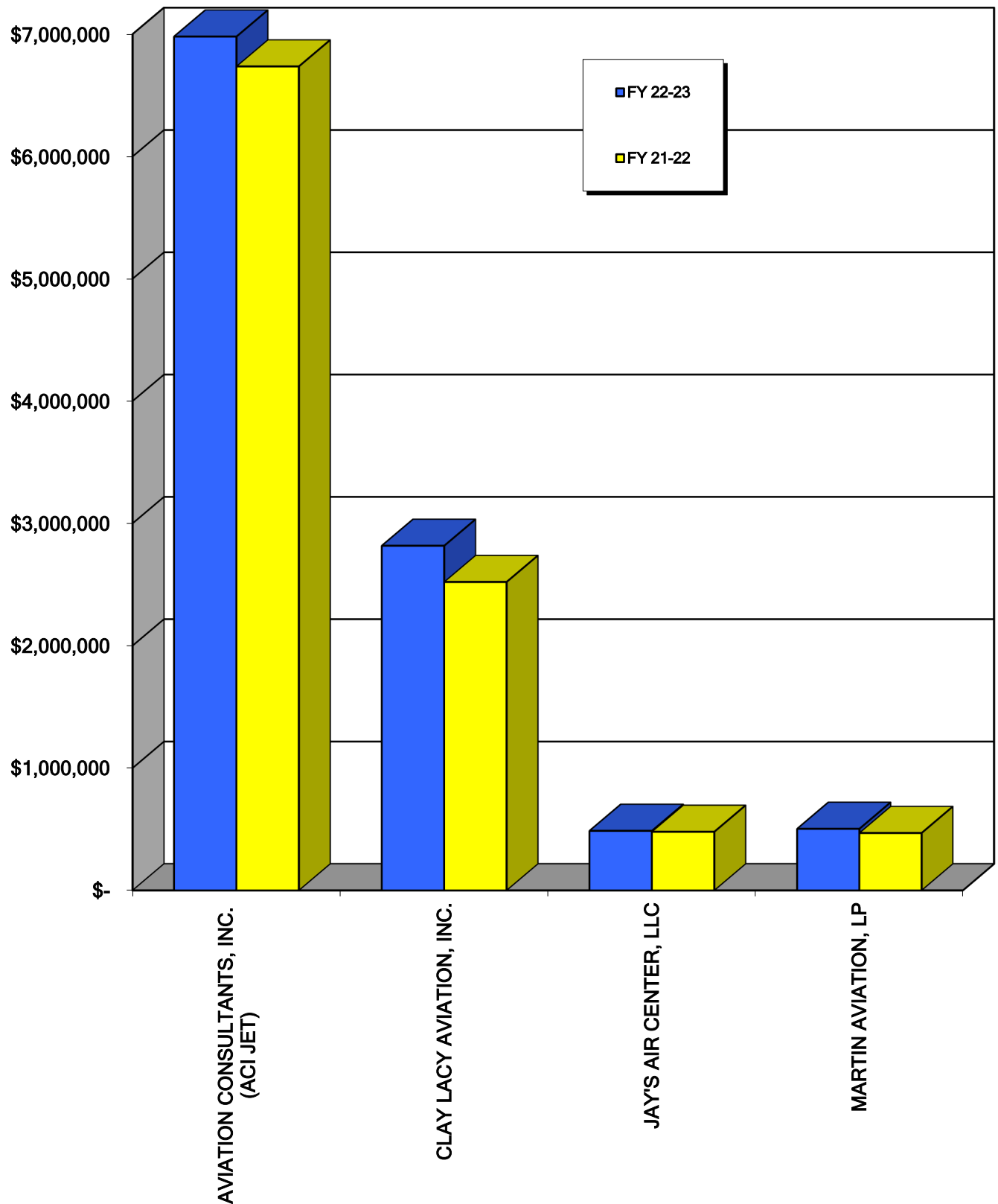
c - Remain overnight fee rate per night at \$136.67 from May 2022 and \$119.55 from November 2022.

d - Operations fee rate per operations on apron at \$4.78 from May 2022 and \$2.88 from November 2022.

FIXED-BASE OPERATORS



FIXED-BASE OPERATORS SUMMARY



FIXED-BASE OPERATORS SUMMARY FOR FY 2022-2023

LESSEE		FBO GROUND RENT	BUILDING RENT	FUEL FLOWAGE FEES	PERCENTAGE RENT 5% FEES	PERCENTAGE RENT 0.25% FEES	RENTAL CAR FEES	TEMPORARY CONSTRUCTION LAYDOWN GROUND RENT
AVIATION CONSULTANTS, INC. (ACI JET)	(a)	\$ 2,604,516	\$ 2,662,992	\$ 529,333	\$ 732,107	\$ 3,325	\$ 55,605	\$ -
CLAY LACY AVIATION, INC.		1,230,036	945,762	251,497	204,696	3,296	64,765	114,936
JAY'S AIR CENTER, LLC		440,545	36,906	-	8,880	-	-	-
MARTIN AVIATION, LP		502,882	-	-	-	-	-	-
TOTALS		\$ 4,777,979	\$ 3,645,660	\$ 780,830	\$ 945,683	\$ 6,621	\$ 120,370	\$ 114,936

LESSEE		AIRCRAFT OVERFLOW PARKING FEES	AIRCRAFT TIEDOWN FEES	GA RAMP LC-01 FEES	GA RAMP LC-03 FEES	LATE / PENALTY FEES	22-23 TOTAL REVENUE	21-22 TOTAL REVENUE	% CHANGE
AVIATION CONSULTANTS, INC. (ACI JET)	(a)	\$ 159,612	\$ 25,200	\$ 112,488	\$ 92,760	\$ 2,000	\$ 6,979,938	\$ 6,735,788	3.62%
CLAY LACY AVIATION, INC.		-	-	-	-	1,000	2,815,988	2,519,983	11.75%
JAY'S AIR CENTER, LLC		-	-	-	-	-	486,331	478,632	1.61%
MARTIN AVIATION, LP		-	-	-	-	-	502,882	468,488	7.34%
TOTALS		\$ 159,612	\$ 25,200	\$ 112,488	\$ 92,760	\$ 3,000	\$ 10,785,139	\$ 10,202,891	5.71%

LESSEE		LUBRICANT DELIVERED - GALLONS	FUEL DELIVERED - GALLONS			
			100LL	JET-A	DIESEL	MOGAS
AVIATION CONSULTANTS, INC. (ACI JET)	(a)	215	298,825	8,523,043	-	-
CLAY LACY AVIATION, INC.		150	107,866	4,034,918	-	48,553
JAY'S AIR CENTER, LLC		-	-	-	-	-
MARTIN AVIATION, LP		-	-	-	-	-
TOTALS		365	406,691	12,557,961	-	48,553

NOTE:

a - Includes auditor adjustments to increase revenue reported in the 2021-2022 Revenue Report.

AVIATION CONSULTANTS, INC.
dba ACI JET
FBO LEASE
LEASE EXPIRES 12/31/2055

	FBO GROUND RENT (b)	BUILDING RENT (c)	FUEL FLOWAGE FEES (d)	PERCENTAGE RENT GROSS	PERCENTAGE RENT 5% FEES (e)	PERCENTAGE RENT GROSS	PERCENTAGE RENT 0.25% FEES (f)	ADVERTISING RECEIPTS GROSS	ADVERTISING RECEIPTS FEES	
JULY	\$ 209,676	\$ 213,995	\$ 45,222	\$ 1,212,236	\$ 60,612	\$ 134,099	\$ 335	\$ -	\$ -	
AUGUST	209,676	213,995	49,956	1,195,536	59,777	76,728	192	-	-	
SEPTEMBER	209,676	213,995	48,749	1,226,687	61,334	90,352	226	-	-	
OCTOBER	209,676	213,995	49,815	1,258,482	62,924	86,146	215	-	-	
NOVEMBER	209,676	213,995	42,195	1,198,855	59,943	226,631	567	-	-	
DECEMBER	209,676	213,995	45,837	1,160,513	58,026	92,989	232	-	-	
JANUARY	224,410	229,837	41,356	1,265,059	63,253	75,222	188	-	-	
FEBRUARY	224,410	229,837	39,439	1,167,099	58,355	122,140	305	-	-	
MARCH	224,410	229,837	44,075	1,235,950	61,798	65,455	164	-	-	
APRIL	224,410	229,837	38,827	1,217,114	60,856	117,260	293	-	-	
MAY	224,410	229,837	41,000	1,236,123	61,806	203,449	509	-	-	
JUNE	224,410	229,837	42,862	1,268,453	63,423	39,658	99	-	-	
TOTALS	\$ 2,604,516	\$ 2,662,992	\$ 529,333	\$ 14,642,107	\$ 732,107	\$ 1,330,129	\$ 3,325	\$ -	\$ -	

	RENTAL CAR GROSS	RENTAL CAR FEES (10%)	AIRCRAFT OVERFLOW PARKING FEES (g)	AIRCRAFT TIEDOWN FEES (h)	GA RAMP LC-01 FEES (i)	GA RAMP LC-03 FEES (j)	LATE / PENALTY FEES	22-23 MONTHLY REVENUE	21-22 MONTHLY REVENUE (k)	% CHANGE
JULY	\$ 33,523	\$ 3,352	\$ 13,301	\$ 2,100	\$ 9,374	\$ 7,730	\$ -	\$ 565,697	\$ 566,317	-0.11%
AUGUST	61,257	6,126	13,301	2,100	9,374	7,730	1,000	573,227	563,829	1.67%
SEPTEMBER	22,804	2,280	13,301	2,100	9,374	7,730	-	568,765	547,538	3.88%
OCTOBER	73,327	7,333	13,301	2,100	9,374	7,730	-	576,463	547,204	5.35%
NOVEMBER	35,572	3,557	13,301	2,100	9,374	7,730	-	562,438	549,411	2.37%
DECEMBER	48,206	4,821	13,301	2,100	9,374	7,730	-	565,092	537,422	5.15%
JANUARY	86,516	8,652	13,301	2,100	9,374	7,730	1,000	601,201	559,089	7.53%
FEBRUARY	21,075	2,108	13,301	2,100	9,374	7,730	-	586,959	578,191	1.52%
MARCH	40,109	4,011	13,301	2,100	9,374	7,730	-	596,800	572,452	4.25%
APRIL	40,942	4,094	13,301	2,100	9,374	7,730	-	590,822	578,226	2.18%
MAY	42,501	4,250	13,301	2,100	9,374	7,730	-	594,317	568,211	4.59%
JUNE	50,207	5,021	13,301	2,100	9,374	7,730	-	598,157	567,898	5.33%
TOTALS	\$ 556,039	\$ 55,605	\$ 159,612	\$ 25,200	\$ 112,488	\$ 92,760	\$ 2,000	\$ 6,979,938	\$ 6,735,788	3.62%

	LUBRICANT DELIVERED - GALLONS	FUEL DELIVERED - GALLONS				
		100LL	JET-A	DIESEL	MOGAS	TOTAL
JULY	33	27,960	725,689	-	-	753,649
AUGUST	30	28,381	804,169	-	-	832,550
SEPTEMBER	-	30,356	782,129	-	-	812,485
OCTOBER	23	28,275	801,930	-	-	830,205
NOVEMBER	51	24,968	678,200	-	-	703,168
DECEMBER	-	25,105	738,846	-	-	763,951
JANUARY	29	17,056	672,171	-	-	689,227
FEBRUARY	-	21,434	635,887	-	-	657,321
MARCH	12	17,977	716,579	-	-	734,556
APRIL	14	24,219	622,883	-	-	647,102
MAY	-	24,862	658,469	-	-	683,331
JUNE	23	28,232	686,091	-	-	714,323
TOTALS	215	298,825	8,523,043	-	-	8,821,868

NOTE:

- a - Lease and licenses effective January 1, 2021.
- b - Effective January 2023, monthly rent increased from \$209,676 to \$224,410.
- c - Effective January 2023, monthly rent increased from \$213,995 to \$229,837.
- d - Fees based on \$0.06 per gallon of fuel delivered to the Airport and lubricant fees of \$0.10 per gallon.
- e - Rent is based on 5% of gross receipts from all business activities that generate income or revenue for the Lessee on or from the Leased Premises, with the following exclusions: revenue from tie-downs, sunshades, and T-hangers; Rent-a-Car Fees; Advertising Receipts; Fuel Sales; Fuel Flowage Fees and Lubricant Fees; pass-through costs, and certain sales and excise taxes.
- f - Rent is based on 0.25% rent of gross receipts from aircraft charter operations, sale of aircraft, sale of aircraft parts, and third-party aircraft maintenance services.
- g - Effective January 2021, monthly rent is \$13,301.
- h - Effective January 2021, monthly rent is \$2,100.
- i - Effective January 2021, monthly rent is \$9,374.
- j - Effective January 2021, monthly rent is \$7,730.
- k - Includes auditor adjustments to increase revenue reported in the 2021-2022 Revenue Report.

CLAY LACY AVIATION, INC.
FBO LEASE
LEASE EXPIRES 12/31/2055

	FBO GROUND RENT (b)	BUILDING RENT (c)	FUEL FLOWAGE FEES (d)	PERCENTAGE RENT GROSS	PERCENTAGE RENT 5% FEES (e)	PERCENTAGE RENT GROSS	PERCENTAGE RENT 0.25% FEES (f)			
JULY	\$ 99,024	\$ 76,027	\$ 23,240	\$ 394,664	\$ 19,733	\$ 80,622	\$ 202			
AUGUST	99,024	76,027	22,348	332,228	16,611	269,242	673			
SEPTEMBER	99,024	76,027	29,056	389,780	19,489	11,358	28			
OCTOBER	99,024	76,027	21,261	338,117	16,906	100,116	250			
NOVEMBER	99,024	76,027	18,116	314,906	15,745	162,859	407			
DECEMBER	99,024	76,027	18,587	297,296	14,865	36,725	92			
JANUARY	105,982	81,600	16,891	334,270	16,714	97,649	244			
FEBRUARY	105,982	81,600	16,692	308,506	15,425	68,878	172			
MARCH	105,982	81,600	20,488	367,063	18,353	869	2			
APRIL	105,982	81,600	21,019	329,625	16,481	-	-			
MAY	105,982	81,600	21,230	350,988	17,549	308,404	771			
JUNE	105,982	81,600	22,569	336,494	16,825	182,135	455			
TOTALS	\$ 1,230,036	\$ 945,762	\$ 251,497	\$ 4,093,937	\$ 204,696	\$ 1,318,857	\$ 3,296			

	ADVERTISING RECEIPTS GROSS	ADVERTISING RECEIPTS FEES	RENTAL CAR GROSS	RENTAL CAR FEES (10%)	TEMPORARY CONSTRUCTION LAYDOWN GROUND RENT (h)	LATE / PENALTY FEES	22-23 MONTHLY REVENUE	21-22 MONTHLY REVENUE	% CHANGE
JULY	\$ -	\$ -	\$ 43,980	\$ 4,398	\$ 9,578	\$ -	\$ 232,202	\$ 197,741	17.43%
AUGUST	-	-	56,317	5,632	9,578	1,000	230,893	195,648	18.01%
SEPTEMBER	-	-	46,533	4,653	9,578	-	237,855	198,316	19.94%
OCTOBER	-	-	38,270	3,827	9,578	-	226,873	212,654	6.69%
NOVEMBER	-	-	47,492	4,749	9,578	-	223,646	210,028	6.48%
DECEMBER	-	-	37,259	3,726	9,578	-	221,899	206,922	7.24%
JANUARY	-	-	33,553	3,355	9,578	-	234,364	211,979	10.56%
FEBRUARY	-	-	26,121	2,612	9,578	-	232,061	216,325	7.27%
MARCH	-	-	59,877	5,988	9,578	-	241,991	222,306	8.85%
APRIL	-	-	59,664	5,966	9,578	-	240,626	213,839	12.53%
MAY	-	-	141,690	14,169	9,578	-	250,879	217,769	15.20%
JUNE	-	-	56,897	5,690	9,578	-	242,699	216,456	12.12%
TOTALS	\$ -	\$ -	\$ 647,653	\$ 64,765	\$ 114,936	\$ 1,000	\$ 2,815,988	\$ 2,519,983	11.75%

	LUBRICANT DELIVERED - GALLONS	FUEL DELIVERED - GALLONS				
		100LL	JET-A	DIESEL	MOGAS	TOTAL
JULY	-	8,498	370,969	-	7,866	387,333
AUGUST	-	8,274	364,192	-	-	372,466
SEPTEMBER	-	10,784	465,823	-	7,662	484,269
OCTOBER	-	15,740	338,602	-	-	354,342
NOVEMBER	-	-	293,978	-	7,951	301,929
DECEMBER	41	16,129	293,578	-	-	309,707
JANUARY	-	8,022	265,497	-	7,996	281,515
FEBRUARY	-	8,233	269,968	-	-	278,201
MARCH	-	-	341,460	-	-	341,460
APRIL	-	16,088	325,669	-	8,560	350,317
MAY	109	7,830	345,820	-	-	353,650
JUNE	-	8,268	359,362	-	8,518	376,148
TOTALS	150	107,866	4,034,918	-	48,553	4,191,337

NOTE:

- a - Lease effective January 1, 2021.
b - Effective January 2023, monthly rent increased from \$99,024 to \$105,982.
c - Effective January 2023, monthly rent increased from \$76,027 to \$81,600.
d - Fees based on \$0.06 per gallon of fuel delivered to the Airport and lubricant fees of \$0.10 per gallon.
e - Rent is based on 5% of gross receipts from all business activities that generate income or revenue for the Lessee on or from the Leased Premises, with the following exclusions: revenue from tie-downs, sunshades, and T-hangers; Rent-a-Car Fees; Advertising Receipts; Fuel Sales; Fuel Flowage Fees and Lubricant Fees; pass-through costs, and certain sales and excise taxes.
f - Rent is based on 0.25% rent of gross receipts from aircraft charter operations, sale of aircraft, sale of aircraft parts, and third-party aircraft maintenance services.
g - License effective July 19, 2022. Term of license continues on a month-to-month basis until terminated.
h - Effective July 19, 2022, monthly rent is \$9,578.

JAY'S AIR CENTER, LLC
FBO LEASE

LEASE EXPIRES 12/31/2050

	FBO GROUND RENT (b)	BUILDING RENT (c)	FUEL FLOWAGE FEES	PERCENTAGE RENT GROSS	PERCENTAGE RENT 5% FEES (d)	PERCENTAGE RENT GROSS	PERCENTAGE RENT 0.25% FEES (e)	
JULY	\$ 36,339	\$ 2,969	\$ -	\$ 14,800	\$ 740	\$ -	\$ -	
AUGUST	36,339	2,969	-	14,800	740	-	-	
SEPTEMBER	36,676	2,969	-	14,800	740	-	-	
OCTOBER	36,799	2,969	-	14,800	740	-	-	
NOVEMBER	36,799	2,969	-	14,800	740	-	-	
DECEMBER	36,799	2,969	-	14,800	740	-	-	
JANUARY	36,799	3,182	-	14,800	740	-	-	
FEBRUARY	36,799	3,182	-	14,800	740	-	-	
MARCH	36,799	3,182	-	14,800	740	-	-	
APRIL	36,799	3,182	-	14,800	740	-	-	
MAY	36,799	3,182	-	14,800	740	-	-	
JUNE	36,799	3,182	-	14,800	740	-	-	
TOTALS	\$ 440,545	\$ 36,906	\$ -	\$ 177,600	\$ 8,880	\$ -	\$ -	

	ADVERTISING RECEIPTS GROSS	ADVERTISING RECEIPTS FEES	RENTAL CAR GROSS	RENTAL CAR FEES	LATE / PENALTY FEES	22-23 MONTHLY REVENUE	21-22 MONTHLY REVENUE	% CHANGE
JULY	\$ -	\$ -	\$ -	\$ -	\$ -	\$ 40,048	\$ 39,804	0.61%
AUGUST	-	-	-	-	-	40,048	39,804	0.61%
SEPTEMBER	-	-	-	-	-	40,385	39,804	1.46%
OCTOBER	-	-	-	-	-	40,508	39,804	1.77%
NOVEMBER	-	-	-	-	-	40,508	39,804	1.77%
DECEMBER	-	-	-	-	-	40,508	39,804	1.77%
JANUARY	-	-	-	-	-	40,721	39,928	1.99%
FEBRUARY	-	-	-	-	-	40,721	39,928	1.99%
MARCH	-	-	-	-	-	40,721	39,928	1.99%
APRIL	-	-	-	-	-	40,721	39,928	1.99%
MAY	-	-	-	-	-	40,721	40,048	1.68%
JUNE	-	-	-	-	-	40,721	40,048	1.68%
TOTALS	\$ -	\$ -	\$ -	\$ -	\$ -	\$ 486,331	\$ 478,632	1.61%

	LUBRICANT DELIVERED - GALLONS	FUEL DELIVERED - GALLONS				
		100LL	JET-A	DIESEL	MOGAS	TOTAL
JULY	-	-	-	-	-	-
AUGUST	-	-	-	-	-	-
SEPTEMBER	-	-	-	-	-	-
OCTOBER	-	-	-	-	-	-
NOVEMBER	-	-	-	-	-	-
DECEMBER	-	-	-	-	-	-
JANUARY	-	-	-	-	-	-
FEBRUARY	-	-	-	-	-	-
MARCH	-	-	-	-	-	-
APRIL	-	-	-	-	-	-
MAY	-	-	-	-	-	-
JUNE	-	-	-	-	-	-
TOTALS	-	-	-	-	-	-

NOTE:

a - Lease effective January 1, 2021.

b - Effective September 9, 2022, monthly rent increased from \$36,339 to \$36,799.

c - Effective January 2023, monthly rent increased from \$2,969 to \$3,182.

d - Rent is based on 5% of gross receipts from all business activities that generate income or revenue for the Lessee on or from the Leased Premises, with the following exclusions: revenue from tie-downs, sunshades, and T-hangars; Rent-a-Car Fees; Advertising Receipts; Fuel Sales; Fuel Flowage Fees and Lubricant Fees; pass-through costs, and certain sales and excise taxes.

e - Rent is based on 0.25% rent of gross receipts from aircraft charter operations, sale of aircraft, sale of aircraft parts, and third-party aircraft maintenance services.

MARTIN AVIATION, LP
FBO LEASE

LEASE EXPIRES 08/31/2036


	FBO GROUND RENT (a)	LATE / PENALTY FEES	22-23 MONTHLY REVENUE	21-22 MONTHLY REVENUE	% CHANGE
JULY	\$ 39,286	\$ -	\$ 39,286	\$ 37,814	3.89%
AUGUST	39,286	-	39,286	37,814	3.89%
SEPTEMBER	42,431	-	42,431	39,286	8.01%
OCTOBER	42,431	-	42,431	39,286	8.01%
NOVEMBER	42,431	-	42,431	39,286	8.01%
DECEMBER	42,431	-	42,431	39,286	8.01%
JANUARY	42,431	-	42,431	39,286	8.01%
FEBRUARY	42,431	-	42,431	39,286	8.01%
MARCH	42,431	-	42,431	39,286	8.01%
APRIL	42,431	-	42,431	39,286	8.01%
MAY	42,431	-	42,431	39,286	8.01%
JUNE	42,431	-	42,431	39,286	8.01%
TOTALS	\$ 502,882	\$ -	\$ 502,882	\$ 468,488	7.34%

NOTE:

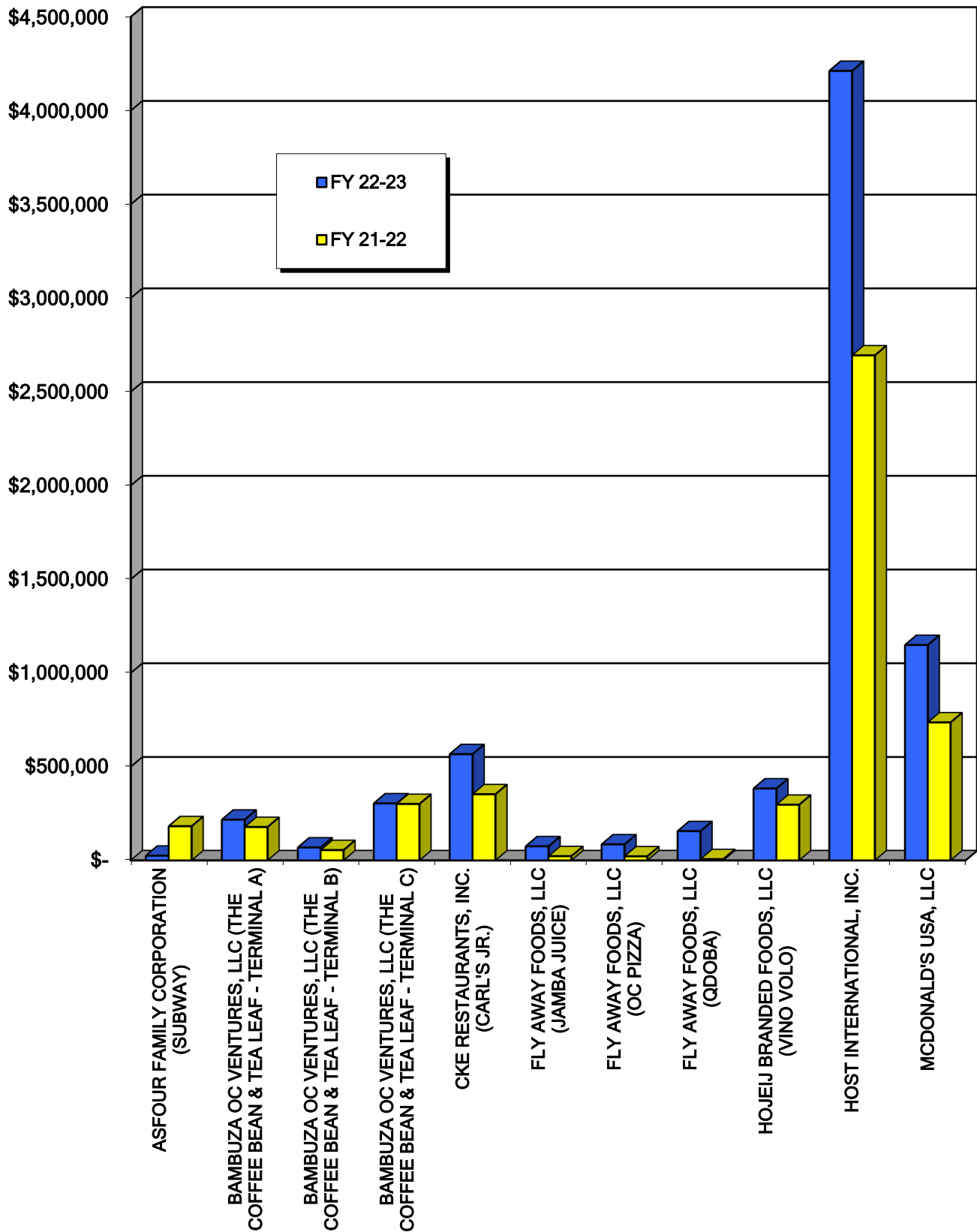
a - Effective September 2022, monthly rent increased from \$39,286 to \$42,431.



FOOD AND BEVERAGE



FOOD AND BEVERAGE SUMMARY



FOOD AND BEVERAGE SUMMARY FOR FY 2022-2023

LESSEE/LICENSEE	LATE / PENALTY		22-23 TOTAL	21-22 TOTAL	% CHANGE
	REVENUE	FEES	REVENUE	REVENUE	
ASFOUR FAMILY CORPORATION (SUBWAY)	(a) \$ 24,825	\$ -	\$ 24,825	\$ 181,967	-86.36%
BAMBUZA OC VENTURES, LLC (THE COFFEE BEAN & TEA LEAF - TERMINAL A)	216,436	728	217,164	177,837	22.11%
BAMBUZA OC VENTURES, LLC (THE COFFEE BEAN & TEA LEAF - TERMINAL B)	68,312	382	68,694	54,733	25.51%
BAMBUZA OC VENTURES, LLC (THE COFFEE BEAN & TEA LEAF - TERMINAL C)	302,850	986	303,836	300,852	0.99%
CKE RESTAURANTS, INC. (CARL'S JR.)	(a) 566,601	-	566,601	352,776	60.61%
FLY AWAY FOODS, LLC (JAMBA JUICE)	74,883	-	74,883	22,301	235.78%
FLY AWAY FOODS, LLC (OC PIZZA)	85,328	-	85,328	21,523	296.45%
FLY AWAY FOODS, LLC (QDOBA)	155,773	-	155,773	6,370	2345.42%
HOJEIJ BRANDED FOODS, LLC (VINO VOLO)	351,359	32,012	383,371	296,699	29.21%
HOST INTERNATIONAL, INC.	4,206,672	5,158	4,211,830	2,694,089	56.34%
MCDONALD'S USA, LLC	1,141,522	7,500	1,149,022	735,822	56.15%
TOTALS	\$ 7,194,561	\$ 46,766	\$ 7,241,327	\$ 4,844,969	49.46%

NOTE:

a - Includes auditor adjustments to increase revenue reported in the 2021-2022 Revenue Report.

ASFOUR FAMILY CORPORATION
dba SUBWAY
LEASE AGREEMENT - SPECIALTY CONCESSION
LEASE TERMINATED 07/13/2022

	MONTHLY GROSS RECEIPTS	MONTHLY REVENUE 16.5% GROSS (b)	LATE / PENALTY FEES	22-23 MONTHLY REVENUE	21-22 MONTHLY REVENUE (c)	% CHANGE
JULY	\$ 75,374	\$ 12,437	\$ -	\$ 12,437	\$ 15,132	-17.81%
AUGUST	75,081	12,388	-	12,388	14,702	-15.74%
SEPTEMBER	-	-	-	-	13,270	-100.00%
OCTOBER	-	-	-	-	15,588	-100.00%
NOVEMBER	-	-	-	-	15,655	-100.00%
DECEMBER	-	-	-	-	15,701	-100.00%
JANUARY	-	-	-	-	11,892	-100.00%
FEBRUARY	-	-	-	-	12,580	-100.00%
MARCH	-	-	-	-	16,514	-100.00%
APRIL	-	-	-	-	18,039	-100.00%
MAY	-	-	-	-	18,662	-100.00%
JUNE	-	-	-	-	14,232	-100.00%
TOTALS	\$ 150,455	\$ 24,825	\$ -	\$ 24,825	\$ 181,967	-86.36%

NOTE:

- a - Lease effective November 18, 2011, expired November 17, 2019 and terminated July 13, 2022.
b - Effective December 2019, monthly rent is 16.5% of gross receipts.
c - Includes auditor adjustments to increase revenue reported in the 2021-2022 Revenue Report.

BAMBUZA OC VENTURES, LLC
dba THE COFFEE BEAN & TEA LEAF (TERMINAL A)
LEASE AGREEMENT (INTERIM) - SPECIALTY COFFEE CONCESSION
MONTH TO MONTH

	MONTHLY GROSS RECEIPTS	MONTHLY REVENUE TIERED % RENT (b)	LATE / PENALTY FEES	22-23 MONTHLY REVENUE	21-22 MONTHLY REVENUE	% CHANGE
JULY	\$ 129,486	\$ 20,718	\$ -	\$ 20,718	\$ 9,585	116.15%
AUGUST	121,954	17,074	-	17,074	14,375	18.78%
SEPTEMBER	120,072	16,810	-	16,810	13,714	22.58%
OCTOBER	131,653	18,431	352	18,783	15,710	19.56%
NOVEMBER	122,783	17,190	-	17,190	14,780	16.31%
DECEMBER	115,883	16,224	376	16,600	15,591	6.47%
JANUARY	95,916	13,428	-	13,428	11,422	17.56%
FEBRUARY	101,508	14,211	-	14,211	11,562	22.91%
MARCH	127,941	17,912	-	17,912	14,868	20.47%
APRIL	124,234	18,632	-	18,632	16,415	13.51%
MAY	134,888	21,582	-	21,582	19,446	10.98%
JUNE	151,400	24,224	-	24,224	20,369	18.93%
TOTALS	\$ 1,477,718	\$ 216,436	\$ 728	\$ 217,164	\$ 177,837	22.11%

NOTE:

a - Lease effective July 9, 2021 and expired July 18, 2022.

b - Effective July 9, 2021 monthly rent is 14% of gross receipts up to \$1.0 million, 16% of gross receipts between \$1.0 to \$2.0 million and 18% of gross receipts above \$2.0 million.

BAMBUZA OC VENTURES, LLC
dba THE COFFEE BEAN & TEA LEAF (TERMINAL B)
LEASE AGREEMENT (INTERIM) - SPECIALTY COFFEE CONCESSION
MONTH TO MONTH

	MONTHLY GROSS RECEIPTS	MONTHLY REVENUE TIERED % RENT (b)	LATE / PENALTY FEES	22-23 MONTHLY REVENUE	21-22 MONTHLY REVENUE	% CHANGE
JULY	\$ 40,588	\$ 5,682	\$ -	\$ 5,682	\$ 2,157	163.42%
AUGUST	40,803	5,712	-	5,712	4,691	21.77%
SEPTEMBER	44,257	6,196	-	6,196	4,310	43.76%
OCTOBER	47,083	6,592	188	6,780	4,749	42.77%
NOVEMBER	38,866	5,441	-	5,441	4,438	22.60%
DECEMBER	43,842	6,138	194	6,332	5,252	20.56%
JANUARY	38,569	5,400	-	5,400	3,611	49.54%
FEBRUARY	33,581	4,701	-	4,701	3,855	21.95%
MARCH	42,533	5,955	-	5,955	5,162	15.36%
APRIL	36,389	5,094	-	5,094	5,384	-5.39%
MAY	40,062	5,609	-	5,609	5,645	-0.64%
JUNE	41,373	5,792	-	5,792	5,479	5.71%
TOTALS	\$ 487,946	\$ 68,312	\$ 382	\$ 68,694	\$ 54,733	25.51%

NOTE:

a - Lease effective July 19, 2021 and expired July 18, 2022.

b - Effective July 19, 2021 monthly rent is 14% of gross receipts up to \$1.0 million, 16% of gross receipts between \$1.0 to \$2.0 million and 18% of gross receipts above \$2.0 million.

BAMBUZA OC VENTURES, LLC
dba THE COFFEE BEAN & TEA LEAF (TERMINAL C)
LEASE AGREEMENT (INTERIM) - SPECIALTY COFFEE CONCESSION
MONTH TO MONTH

	MONTHLY GROSS RECEIPTS	MONTHLY REVENUE TIERED % RENT (b)	LATE / PENALTY FEES	22-23 MONTHLY REVENUE	21-22 MONTHLY REVENUE	% CHANGE
JULY	\$ 180,287	\$ 25,240	\$ -	\$ 25,240	\$ 24,141	4.55%
AUGUST	180,701	25,298	-	25,298	23,311	8.52%
SEPTEMBER	173,215	24,250	-	24,250	22,061	9.92%
OCTOBER	175,988	26,094	464	26,558	23,955	10.87%
NOVEMBER	169,656	27,145	-	27,145	27,704	-2.02%
DECEMBER	163,249	26,120	522	26,642	29,374	-9.30%
JANUARY	152,458	24,393	-	24,393	22,317	9.30%
FEBRUARY	144,371	23,099	-	23,099	22,255	3.79%
MARCH	165,934	26,549	-	26,549	26,621	-0.27%
APRIL	170,069	27,981	-	27,981	28,351	-1.31%
MAY	165,891	23,225	-	23,225	26,121	-11.09%
JUNE	167,546	23,456	-	23,456	24,641	-4.81%
TOTALS	\$ 2,009,365	\$ 302,850	\$ 986	\$ 303,836	\$ 300,852	0.99%

NOTE:

a - Lease effective April 13, 2021 and expired April 12, 2022.

b - Effective April 13, 2021 monthly rent is 14% of gross receipts up to \$1.0 million, 16% of gross receipts between \$1.0 to \$2.0 million and 18% of gross receipts above \$2.0 million.

CKE RESTAURANTS, INC.
dba CARL'S JR.
LEASE AGREEMENT - FAST FOOD
LEASE EXPIRES 12/31/2023

	MONTHLY GROSS RECEIPTS	MONTHLY REVENUE TIERED % RENT (b)	LATE / PENALTY FEES	22-23 MONTHLY REVENUE	21-22 MONTHLY REVENUE (c),(d)	% CHANGE
JULY	\$ 280,740	\$ 44,933	\$ -	\$ 44,933	\$ 12,669	254.67%
AUGUST	284,578	51,224	-	51,224	8,555	498.76%
SEPTEMBER	295,626	53,213	-	53,213	5,501	867.33%
OCTOBER	315,352	56,763	-	56,763	35,142	61.52%
NOVEMBER	288,881	51,999	-	51,999	36,266	43.38%
DECEMBER	284,155	51,148	-	51,148	39,459	29.62%
JANUARY	253,084	45,555	-	45,555	29,986	51.92%
FEBRUARY	243,321	34,065	-	34,065	27,719	22.89%
MARCH	295,883	42,208	-	42,208	33,885	24.56%
APRIL	268,939	43,030	-	43,030	39,703	8.38%
MAY	279,271	44,683	-	44,683	41,869	6.72%
JUNE	298,624	47,780	-	47,780	42,022	13.70%
TOTALS	\$ 3,388,454	\$ 566,601	\$ -	\$ 566,601	\$ 352,776	60.61%

NOTE:

a - Lease effective January 6, 2012.

b - Effective February 1, 2022, monthly rent is 14% of gross receipts up to \$500,000, 16% of gross receipts between \$500,000 to \$1.5 million and 18% of gross receipts above \$1.5 million.

c - Due to the COVID-19 pandemic, rent relief was provided and applied to July, August, and September 2021.

d - Includes auditor adjustments to increase revenue reported in the 2021-2022 Revenue Report.

FLY AWAY FOODS, LLC (JAMBA JUICE)
LEASE AGREEMENT (INTERIM) - QUICK SERVE RESTAURANT CONCESSION
MONTH TO MONTH

	MONTHLY GROSS RECEIPTS	MONTHLY REVENUE TIERED % RENT (b)	LATE / PENALTY FEES	22-23 MONTHLY REVENUE	21-22 MONTHLY REVENUE	% CHANGE
JULY	\$ 64,149	\$ 7,698	\$ -	\$ 7,698	\$ -	N/A
AUGUST	50,052	6,006	-	6,006	-	N/A
SEPTEMBER	44,003	5,280	-	5,280	-	N/A
OCTOBER	43,303	5,196	-	5,196	-	N/A
NOVEMBER	47,095	5,651	-	5,651	-	N/A
DECEMBER	44,860	5,383	-	5,383	-	N/A
JANUARY	45,264	5,899	-	5,899	-	N/A
FEBRUARY	47,947	6,713	-	6,713	-	N/A
MARCH	56,398	7,896	-	7,896	1,515	421.19%
APRIL	55,910	6,709	-	6,709	6,162	8.88%
MAY	50,325	6,039	-	6,039	6,778	-10.90%
JUNE	53,443	6,413	-	6,413	7,846	-18.26%
TOTALS	\$ 602,749	\$ 74,883	\$ -	\$ 74,883	\$ 22,301	235.78%

NOTE:

a - Lease effective March 25, 2022 and expired March 24, 2023.

b - Effective March 25, 2022, monthly rent is 12% of gross receipts up to \$500,000, 14% of gross receipts between \$500,000 to \$750,000 and 16% of gross receipts above \$750,000.

FLY AWAY FOODS, LLC (OC PIZZA)
LEASE AGREEMENT (INTERIM) - QUICK SERVE RESTAURANT CONCESSION
MONTH TO MONTH

	MONTHLY GROSS RECEIPTS	MONTHLY REVENUE TIERED % RENT (b)	LATE / PENALTY FEES	22-23 MONTHLY REVENUE	21-22 MONTHLY REVENUE	% CHANGE
JULY	\$ 65,250	\$ 7,830	\$ -	\$ 7,830	\$ -	N/A
AUGUST	57,167	6,860	-	6,860	-	N/A
SEPTEMBER	53,902	6,468	-	6,468	-	N/A
OCTOBER	57,787	6,934	-	6,934	-	N/A
NOVEMBER	65,197	7,824	-	7,824	-	N/A
DECEMBER	57,338	7,601	-	7,601	-	N/A
JANUARY	47,808	6,693	-	6,693	-	N/A
FEBRUARY	50,709	7,099	-	7,099	-	N/A
MARCH	59,172	8,284	-	8,284	-	N/A
APRIL	48,746	6,824	-	6,824	4,039	68.95%
MAY	50,772	6,093	-	6,093	8,562	-28.84%
JUNE	56,813	6,818	-	6,818	8,922	-23.58%
TOTALS	\$ 670,661	\$ 85,328	\$ -	\$ 85,328	\$ 21,523	296.45%

NOTE:

a - Lease effective April 13, 2022 and expired April 12, 2023.

b - Effective April 13, 2022, monthly rent is 12% of gross receipts up to \$500,000, 14% of gross receipts between \$500,000 to \$750,000 and 16% of gross receipts above \$750,000.

FLY AWAY FOODS, LLC (QDOBA)
LEASE AGREEMENT (INTERIM) - QUICK SERVE RESTAURANT CONCESSION
MONTH TO MONTH

	MONTHLY GROSS RECEIPTS	MONTHLY REVENUE TIERED % RENT (b)	LATE / PENALTY FEES	22-23 MONTHLY REVENUE	21-22 MONTHLY REVENUE	% CHANGE
JULY	\$ 92,006	\$ 11,041	\$ -	\$ 11,041	\$ -	N/A
AUGUST	81,984	9,838	-	9,838	-	N/A
SEPTEMBER	94,288	11,315	-	11,315	-	N/A
OCTOBER	104,633	12,556	-	12,556	-	N/A
NOVEMBER	93,468	11,605	-	11,605	-	N/A
DECEMBER	86,834	12,157	-	12,157	-	N/A
JANUARY	86,962	12,175	-	12,175	-	N/A
FEBRUARY	82,707	12,098	-	12,098	-	N/A
MARCH	97,329	15,573	-	15,573	-	N/A
APRIL	92,744	14,839	-	14,839	-	N/A
MAY	95,443	15,271	-	15,271	-	N/A
JUNE	108,158	17,305	-	17,305	6,370	171.66%
TOTALS	\$ 1,116,556	\$ 155,773	\$ -	\$ 155,773	\$ 6,370	2345.42%

NOTE:

a - Lease effective June 16, 2022 and expired June 15, 2023.

b - Effective June 16, 2022, monthly rent is 12% of gross receipts up to \$500,000, 14% of gross receipts between \$500,000 to \$750,000 and 16% of gross receipts above \$750,000.

HOJEIJ BRANDED FOODS, LLC (VINO VOLO)
LEASE AGREEMENT - SPECIALTY CONCESSION

LEASE EXPIRES 12/31/2023

	MONTHLY GROSS RECEIPTS	MONTHLY REVENUE TIERED % RENT (c)	LATE / PENALTY FEES	22-23 MONTHLY REVENUE	21-22 MONTHLY REVENUE (d),(e)	% CHANGE
JULY	\$ 195,839	\$ 31,334	\$ -	\$ 31,334	\$ 22,275	40.67%
AUGUST	222,762	26,731	-	26,731	19,086	40.06%
SEPTEMBER	227,101	27,252	-	27,252	17,899	52.25%
OCTOBER	238,289	28,595	-	28,595	24,982	14.46%
NOVEMBER	207,145	24,857	-	24,857	22,000	12.99%
DECEMBER	210,402	27,362	-	27,362	23,295	17.46%
JANUARY	169,895	23,785	5,000	28,785	14,057	104.77%
FEBRUARY	188,773	26,428	-	26,428	21,709	21.74%
MARCH	238,651	33,411	-	33,411	30,573	9.28%
APRIL	211,846	29,658	-	29,658	31,573	-6.07%
MAY	230,175	35,125	-	35,125	34,386	2.15%
JUNE	230,129	36,821	27,012	63,833	34,864	83.09%
TOTALS	\$ 2,571,007	\$ 351,359	\$ 32,012	\$ 383,371	\$ 296,699	29.21%

NOTE:

a - Lease effective July 20, 2011.

b - Effective August 22, 2017, Consent to Assignment, from Taste, Inc. to Hojeij Branded Foods, LLC, was approved.

c - Effective April 2021, monthly rent is 12% of gross receipts up to \$1.0 million, 14% of gross receipts between \$1.0 to \$2.0 million and 16% of gross receipts above \$2.0 million.

d - Due to the COVID-19 pandemic, beginning March 1, 2020 to September 30, 2020, minimum monthly fee was deferred. Lessee was required to continue payment of percentage rent during the deferral period. The deferred minimum annual guarantee balance was repaid in full by September 15, 2022.

HOST INTERNATIONAL, INC.
LEASE AGREEMENT - PRIMARY FOOD & BEVERAGE
 LEASE EXPIRES 12/31/2023

	CASUAL DINING GROSS RECEIPTS (a)	CASUAL DINING TIERED % RENT (12%, 14%, 16%)	QUICK SERVE GROSS RECEIPTS (b)	QUICK SERVE TIERED % RENT (12%, 14%, 16%)	COFFEE GROSS RECEIPTS (c)	COFFEE TIERED % RENT (14%, 16%, 18%)
JULY	\$ 456,810	\$ 73,090	\$ 1,404,534	\$ 224,725	\$ 340,360	\$ 61,265
AUGUST	473,688	75,790	1,403,759	224,601	332,617	59,871
SEPTEMBER	526,965	84,314	1,445,093	231,215	318,029	57,245
OCTOBER	539,746	64,770	1,559,312	224,490	342,530	47,954
NOVEMBER	484,275	58,593	1,384,441	221,511	333,578	46,701
DECEMBER	461,238	64,573	1,352,151	216,344	333,251	46,842
JANUARY	372,912	52,208	1,200,148	192,024	311,335	49,814
FEBRUARY	396,104	60,540	1,233,850	197,416	305,371	48,859
MARCH	466,235	74,598	1,481,229	236,997	357,938	57,270
APRIL	438,734	70,198	1,464,618	234,339	350,552	62,780
MAY	464,141	74,263	1,572,034	251,525	357,231	64,302
JUNE	444,134	71,061	1,613,213	258,114	369,277	66,470
TOTALS	\$ 5,524,982	\$ 823,998	\$ 17,114,382	\$ 2,713,301	\$ 4,052,069	\$ 669,373

	MONTHLY REVENUE TIERED % RENT	LATE / PENALTY FEES	22-23 MONTHLY REVENUE	21-22 MONTHLY REVENUE (d),(e)	% CHANGE
JULY	\$ 359,080	\$ -	\$ 359,080	\$ 43,622	723.16%
AUGUST	360,262	-	360,262	31,881	1030.02%
SEPTEMBER	372,774	-	372,774	34,407	983.42%
OCTOBER	337,214	-	337,214	301,717	11.76%
NOVEMBER	326,805	-	326,805	286,956	13.89%
DECEMBER	327,759	5,158	332,917	244,071	36.40%
JANUARY	294,046	-	294,046	192,712	52.58%
FEBRUARY	306,815	-	306,815	229,861	33.48%
MARCH	368,865	-	368,865	309,055	19.35%
APRIL	367,317	-	367,317	320,267	14.69%
MAY	390,090	-	390,090	348,464	11.95%
JUNE	395,645	-	395,645	351,076	12.69%
	\$ 4,206,672	\$ 5,158	\$ 4,211,830	\$ 2,694,089	56.34%

NOTE:

- a - Effective October 1, 2021, monthly rent for Casual dining is 12% of gross receipts up to \$1.0 million, 14% of gross receipts between \$1.0 to \$2.0 million and 16% of gross receipts above \$2.0 million.
- b - Effective October 1, 2021, monthly rent for Quick Serve is 12% of gross receipts up to \$500,000, 14% of gross receipts between \$500,000 to \$750,000 and 16% of gross receipts above \$750,000.
- c - Effective October 1, 2021, monthly rent for Coffee is 14% of gross receipts up to \$1.0 million, 16% of gross receipts between \$1.0 to \$2.0 million and 18% of gross receipts above \$2.0 million.
- d - Due to the COVID-19 pandemic, beginning March 1, 2020 to September 30, 2020, minimum monthly fee was deferred. Lessee was required to continue payment of percentage rent during the deferral period. The deferred minimum annual guarantee balance was repaid in full by August 15, 2022.
- e - Due to the COVID-19 pandemic, rent relief was provided and applied to July, August, and September 2021. Any additional rent relief due to the CRRSAA and ARPA grants will be applied as a credit.


MCDONALD'S USA, LLC
LEASE AGREEMENT - FAST FOOD
 LEASE EXPIRES 12/31/2023

	FOOD/BEVERAGE GROSS RECEIPTS	MONTHLY REVENUE TIERED % RENT (a)	LATE / PENALTY FEES	22-23 MONTHLY REVENUE	21-22 MONTHLY REVENUE (b)	% CHANGE
JULY	\$ 552,296	\$ 99,413	\$ 1,230	\$ 100,643	\$ -	N/A
AUGUST	524,835	73,974	-	\$ 73,974	12,040	514.40%
SEPTEMBER	519,385	83,102	1,415	\$ 84,517	3,936	2047.28%
OCTOBER	559,305	91,559	-	\$ 91,559	80,041	14.39%
NOVEMBER	536,819	96,627	-	\$ 96,627	76,738	25.92%
DECEMBER	557,476	100,346	1,610	\$ 101,956	81,856	24.56%
JANUARY	490,534	88,296	1,549	\$ 89,845	59,647	50.63%
FEBRUARY	468,325	84,299	-	\$ 84,299	64,818	30.05%
MARCH	567,904	102,223	-	\$ 102,223	80,072	27.66%
APRIL	555,774	100,039	-	\$ 100,039	88,662	12.83%
MAY	591,067	106,392	-	\$ 106,392	92,008	15.63%
JUNE	640,291	115,252	1,696	\$ 116,948	96,004	21.82%
TOTALS	\$ 6,564,011	\$ 1,141,522	\$ 7,500	\$ 1,149,022	\$ 735,822	56.15%

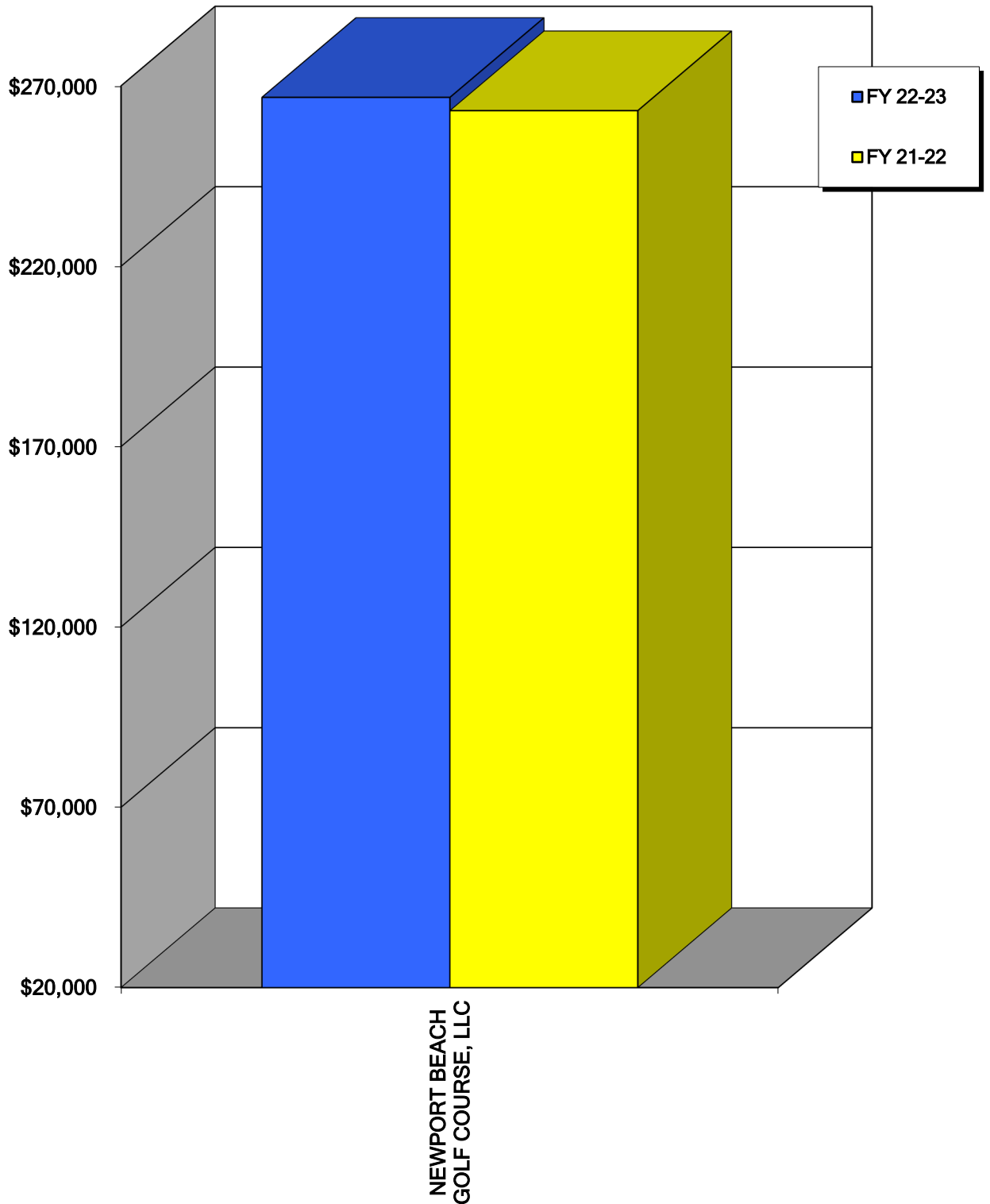
NOTE:

- a - Effective June 1, 2022, monthly rent is 14% of gross receipts up to \$500,000, 16% of gross receipts between \$500,000 to \$1.5 million and 18% of gross receipts above \$1.5 million.
- b - Due to the COVID-19 pandemic, rent relief was provided and applied to July, August, and September 2021. Any additional rent relief due to the CRRSAA and ARPA grants will be applied as a credit.

GOLF COURSE



NEWPORT BEACH GOLF COURSE



NEWPORT BEACH GOLF COURSE, LLC
GOLF COURSE LEASE

MONTH TO MONTH

	RESTAURANT GR. RECEIPTS (SALES)	PRO SHOP GR. RECEIPTS (SALES)	GOLF LESSONS GR. RECEIPTS (SALES)	GOLF REVENUE GR. RECEIPTS	SPECIAL EVENTS GR. RECEIPTS (SALES)	RESTAURANT GR. RECEIPTS (RENT)	PRO SHOP GR. RECEIPTS (RENT)
JULY	\$ 72,598	\$ 114,139	\$ -	\$ 212,975	\$ -	\$ 9,000	\$ 5,000
AUGUST	70,083	108,008	-	203,213	-	9,000	5,000
SEPTEMBER	76,142	78,815	-	171,724	-	9,000	5,000
OCTOBER	78,329	103,770	-	157,135	-	9,000	5,000
NOVEMBER	71,955	75,259	-	144,592	-	9,000	5,000
DECEMBER	70,182	88,466	-	140,242	-	9,000	5,000
JANUARY	73,304	61,507	-	133,875	-	9,000	5,000
FEBRUARY	63,532	95,979	-	133,056	-	9,000	5,000
MARCH	76,283	82,437	-	152,111	-	9,000	5,000
APRIL	69,801	103,870	-	176,894	-	9,000	5,000
MAY	75,008	91,023	-	186,837	-	9,000	5,000
JUNE	79,962	106,231	-	214,490	-	9,000	5,000
TOTALS	\$ 877,179	\$ 1,109,504	\$ -	\$ 2,027,144	\$ -	\$ 108,000	\$ 60,000


	TOTAL MONTHLY GROSS RECEIPTS	RESTAURANT (SALES) (3.5% GROSS)	PRO SHOP (SALES) (2.5% GROSS)	GOLF LESSONS (SALES) (7.5% GROSS)	GOLF REVENUE (10% GROSS)	SPECIAL EVENTS (7.5% GROSS)	RESTAURANT (RENT) (3.5% GROSS)	PRO SHOP (RENT) (2.5% GROSS)
JULY	\$ 413,712	\$ 2,541	\$ 2,853	\$ -	\$ 21,298	\$ -	\$ 315	\$ 125
AUGUST	395,304	2,453	2,700	-	20,321	-	315	125
SEPTEMBER	340,681	2,665	1,970	-	17,172	-	315	125
OCTOBER	353,234	2,742	2,594	-	15,714	-	315	125
NOVEMBER	305,806	2,518	1,881	-	14,459	-	315	125
DECEMBER	312,890	2,456	2,212	-	14,024	-	315	125
JANUARY	282,686	2,566	1,538	-	13,388	-	315	125
FEBRUARY	306,567	2,224	2,399	-	13,306	-	315	125
MARCH	324,831	2,670	2,061	-	15,211	-	315	125
APRIL	364,565	2,443	2,597	-	17,689	-	315	125
MAY	366,868	2,625	2,276	-	18,684	-	315	125
JUNE	414,683	2,799	2,656	-	21,449	-	315	125
TOTALS	\$ 4,181,827	\$ 30,702	\$ 27,737	\$ -	\$ 202,715	\$ -	\$ 3,780	\$ 1,500

	MINIMUM RENT OR % GROSS (a),(b)	LATE / PENALTY FEES	22-23 MONTHLY REVENUE	21-22 MONTHLY REVENUE (d)	% CHANGE
JULY	\$ 27,132	\$ -	\$ 27,132	\$ 22,645	19.81%
AUGUST	25,914	-	25,914	22,827	13.52%
SEPTEMBER	22,247	-	22,247	22,891	-2.81%
OCTOBER	21,490	-	21,490	20,001	7.44%
NOVEMBER	19,298	-	19,298	19,855	-2.81%
DECEMBER	19,132	-	19,132	18,485	3.50%
JANUARY	17,932	374	18,306	20,319	-9.91%
FEBRUARY	18,369	-	18,369	18,870	-2.66%
MARCH	20,382	-	20,382	22,823	-10.70%
APRIL	23,169	-	23,169	22,820	1.53%
MAY	24,025	-	24,025	24,281	-1.05%
JUNE	27,344	-	27,344	27,312	0.12%
TOTALS	\$ 266,434	\$ 374	\$ 266,808	\$ 263,129	1.40%

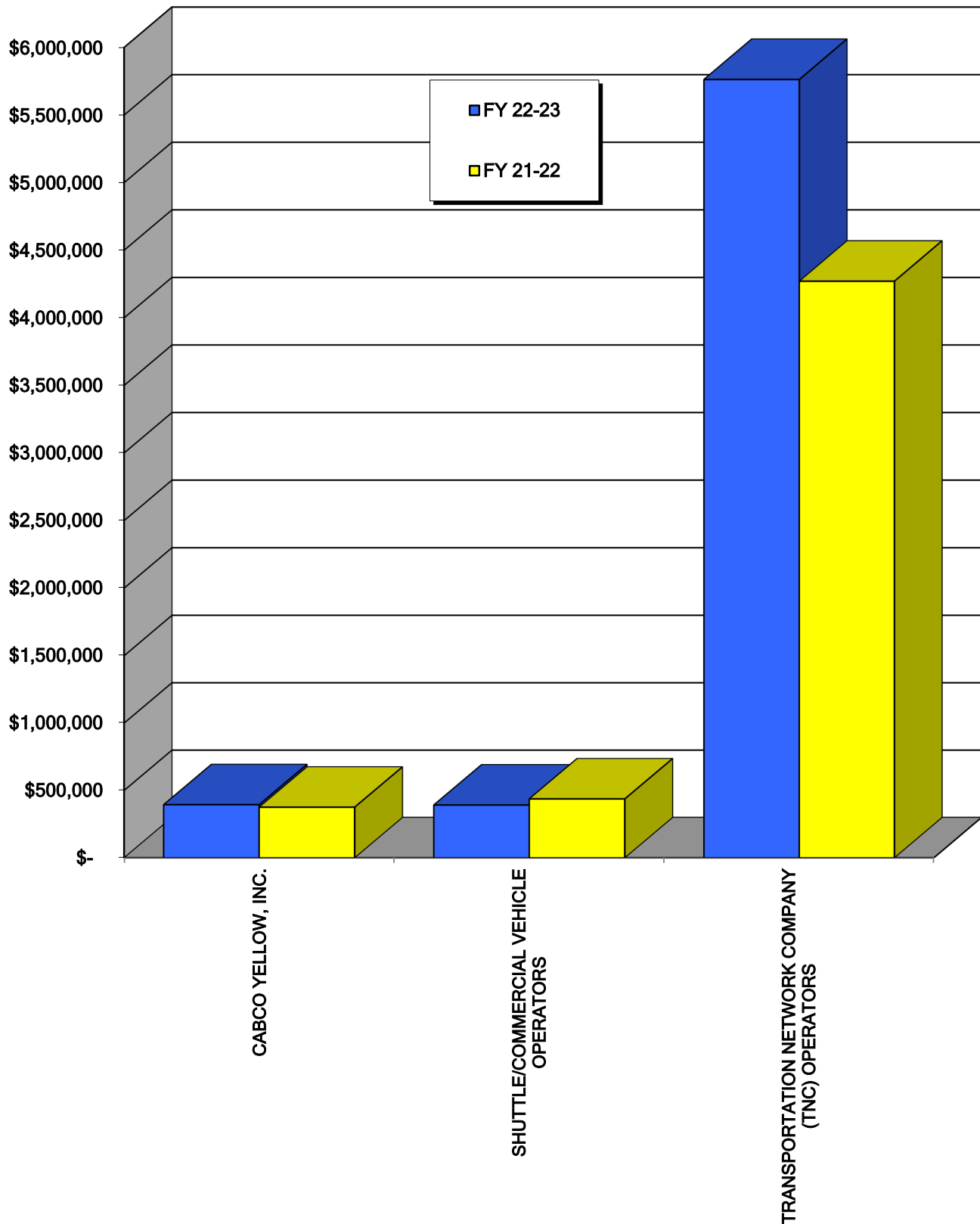
NOTE:

- a - Effective December 2021, the greater of minimum annual guarantee of \$232,092 (payable in monthly installments of \$16,762 for December 2021-April 2022, \$21,920 from May 2022-October 2022 and \$16,762 for November 2022) or percentage of gross receipts.
- b - Effective December 2022, the greater of minimum annual guarantee of \$249,840 (payable in monthly installments of \$18,044 for December 2022-April 2023, \$23,596 from May 2023-October 2023 and \$18,044 for November 2023) or percentage of gross receipts.
- c - Lease expired November 30, 2020.
- d - Emerald Kitchen closed effective May 9, 2021, and re-opened in August 2021.

GROUND TRANSPORTATION



GROUND TRANSPORTATION SUMMARY



GROUND TRANSPORTATION SUMMARY FOR FY 2022-2023

LESSEE/LICENSEE	LATE / PENALTY		22-23 TOTAL	21-22 TOTAL	% CHANGE
	REVENUE	FEES	REVENUE	REVENUE	
CABCO YELLOW, INC.	\$ 393,057	\$ 1,053	\$ 394,110	\$ 375,386	4.99%
SHUTTLE/COMMERCIAL VEHICLE OPERATORS	390,135	1,589	391,724	436,809	-10.32%
TRANSPORTATION NETWORK COMPANY (TNC) OPERATORS	5,763,216	101	5,763,317	4,270,535	34.96%
TOTALS	\$ 6,546,408	\$ 2,743	\$ 6,549,151	\$ 5,082,730	28.85%

CABCO YELLOW, INC.
OPERATING AGREEMENT - TAXICAB

OPERATING AGREEMENT - Month to Month

	TOTAL NUMBER OF TRIPS	REVENUE / TRIP FEES (a)	LATE / PENALTY FEES	22-23 MONTHLY REVENUE	21-22 MONTHLY REVENUE	% CHANGE
JULY	11,312	\$ 33,936	\$ -	\$ 33,936	\$ 35,417	-4.18%
AUGUST	12,645	37,935	-	37,935	31,980	18.62%
SEPTEMBER	13,890	41,670	-	41,670	30,654	35.94%
OCTOBER	13,485	40,455	-	40,455	35,281	14.67%
NOVEMBER	10,692	32,076	-	32,076	29,688	8.04%
DECEMBER	8,135	24,405	-	24,405	27,423	-11.01%
JANUARY	9,321	27,963	-	27,963	22,875	22.24%
FEBRUARY	8,532	25,596	-	25,596	22,104	15.80%
MARCH	10,127	30,381	519	30,900	32,995	-6.35%
APRIL	9,634	28,902	-	28,902	35,693	-19.03%
MAY	11,548	34,644	-	34,644	35,738	-3.06%
JUNE	11,698	35,094	534	35,628	35,538	0.25%
TOTALS	131,019	\$ 393,057	\$ 1,053	\$ 394,110	\$ 375,386	4.99%

NOTE:

a - Effective June 1, 2020, trip fees based on \$3.00 per trip and includes pick up and drop off.

**GROUND TRANSPORTATION
SHUTTLE/COMMERCIAL VEHICLE OPERATORS**

	TOTAL NUMBER OF TRIPS	REVENUE TO COUNTY TRIP FEES (a),(b)	LATE / PENALTY FEES (b)	22-23 MONTHLY REVENUE	21-22 MONTHLY REVENUE	% CHANGE
JULY	10,382	\$ 31,146	\$ 348	\$ 31,494	\$ 39,167	-19.59%
AUGUST	10,912	32,736	318	33,054	36,157	-8.58%
SEPTEMBER	11,088	33,264	58	33,322	37,466	-11.06%
OCTOBER	11,862	35,586	133	35,719	40,437	-11.67%
NOVEMBER	10,479	31,437	326	31,763	35,401	-10.28%
DECEMBER	9,886	29,658	269	29,927	36,699	-18.45%
JANUARY	9,383	28,149	131	28,280	30,184	-6.31%
FEBRUARY	10,263	30,789	6	30,795	33,026	-6.76%
MARCH	11,731	35,193	-	35,193	38,452	-8.48%
APRIL	11,210	33,630	-	33,630	36,673	-8.30%
MAY	11,668	35,004	-	35,004	38,394	-8.83%
JUNE	11,181	33,543	-	33,543	34,753	-3.48%
TOTALS	130,045	\$ 390,135	\$ 1,589	\$ 391,724	\$ 436,809	-10.32%

NOTE:

a - Pick-up and drop-off trips based on \$3.00 per trip.

b - Starting February 2023, Late/Penalty Fees are included in the Revenue to County Trip Fees.

**GROUND TRANSPORTATION
TRANSPORTATION NETWORK COMPANY (TNC) OPERATORS
GROUND TRANSPORTATION OPERATING PERMITS**

	NUMBER OF TRIPS LYFT, INC.	NUMBER OF TRIPS UBER	NUMBER OF TRIPS WINGZ	TNC TOTAL NUMBER OF TRIPS
JULY	46,778	92,821	41	139,640
AUGUST	51,042	99,938	39	151,019
SEPTEMBER	56,907	113,134	37	170,078
OCTOBER	58,046	121,365	67	179,478
NOVEMBER	57,356	101,587	43	158,986
DECEMBER	51,051	96,194	44	147,289
JANUARY	44,450	96,521	43	141,014
FEBRUARY	42,972	103,887	28	146,887
MARCH	52,419	119,665	35	172,119
APRIL	52,608	109,216	30	161,854
MAY	59,682	120,231	31	179,944
JUNE	57,157	115,559	48	172,764
TOTALS	630,468	1,290,118	486	1,921,072

	REVENUE TO COUNTY TRIP FEES (a)	LATE / PENALTY FEES	22-23 MONTHLY REVENUE	21-22 MONTHLY REVENUE	% CHANGE
JULY	\$ 418,920	\$ -	\$ 418,920	\$ 287,298	45.81%
AUGUST	453,057	-	453,057	293,178	54.53%
SEPTEMBER	510,234	-	510,234	315,684	61.63%
OCTOBER	538,434	-	538,434	367,802	46.39%
NOVEMBER	476,958	-	476,958	348,891	36.71%
DECEMBER	441,867	-	441,867	344,553	28.24%
JANUARY	423,042	-	423,042	261,429	61.82%
FEBRUARY	440,661	-	440,661	304,596	44.67%
MARCH	516,357	-	516,357	431,061	19.79%
APRIL	485,562	-	485,562	420,072	15.59%
MAY	539,832	101	539,933	458,808	17.68%
JUNE	518,292	-	518,292	437,163	18.56%
TOTALS	\$ 5,763,216	\$ 101	\$ 5,763,317	\$ 4,270,535	34.96%

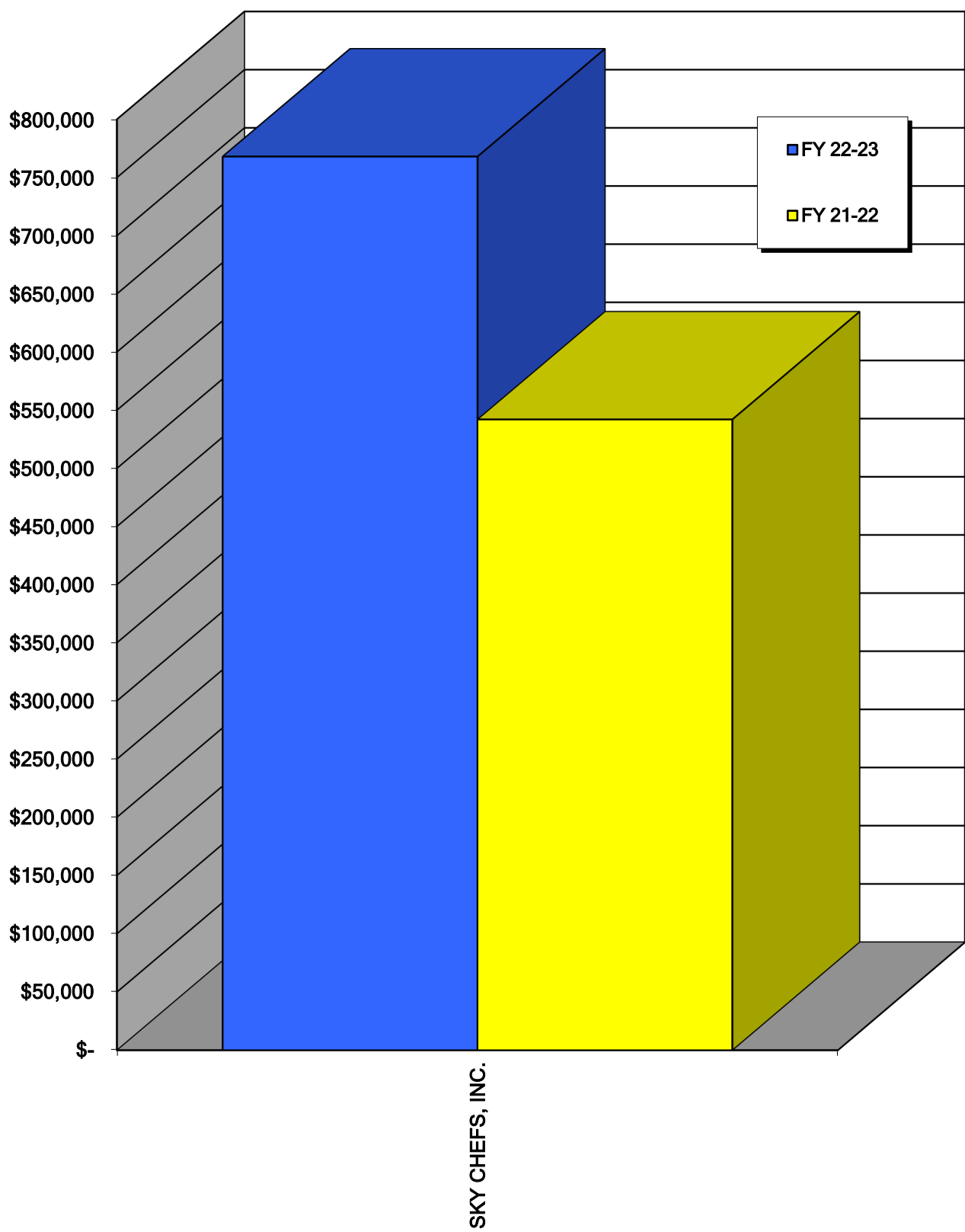
NOTE:

a - Pick-up and drop-off trips based on \$3.00 per trip.

IN-FLIGHT FOOD SERVICE



IN-FLIGHT FOOD SERVICE SUMMARY



SKY CHEFS, INC.
IN-FLIGHT FOOD SERVICE
 UPON WRITTEN NOTICE

	MONTHLY GROSS RECEIPTS	MINIMUM RENT OR 6% GROSS (a)	LATE / PENALTY FEES
JULY	\$ 1,019,708	\$ 61,182	\$ -
AUGUST	1,180,646	70,839	-
SEPTEMBER	962,277	57,737	-
OCTOBER	1,215,084	72,905	-
NOVEMBER	1,029,337	61,760	-
DECEMBER	991,582	59,495	-
JANUARY	993,498	59,610	1,026
FEBRUARY	958,799	57,528	-
MARCH	1,065,595	63,936	-
APRIL	1,138,881	68,333	-
MAY	1,152,532	69,152	-
JUNE	1,055,187	63,311	1,137
TOTALS	\$ 12,763,126	\$ 765,788	\$ 2,163

	22-23 MONTHLY REVENUE	21-22 MONTHLY REVENUE	% CHANGE
JULY	\$ 61,182	\$ 39,162	56.23%
AUGUST	70,839	37,361	89.61%
SEPTEMBER	57,737	38,140	51.38%
OCTOBER	72,905	40,984	77.89%
NOVEMBER	61,760	39,159	57.72%
DECEMBER	59,495	43,690	36.18%
JANUARY	60,636	44,153	37.33%
FEBRUARY	57,528	42,617	34.99%
MARCH	63,936	49,793	28.40%
APRIL	68,333	52,763	29.51%
MAY	69,152	63,921	8.18%
JUNE	64,448	50,158	28.49%
TOTALS	\$ 767,951	\$ 541,901	41.71%

NOTE:

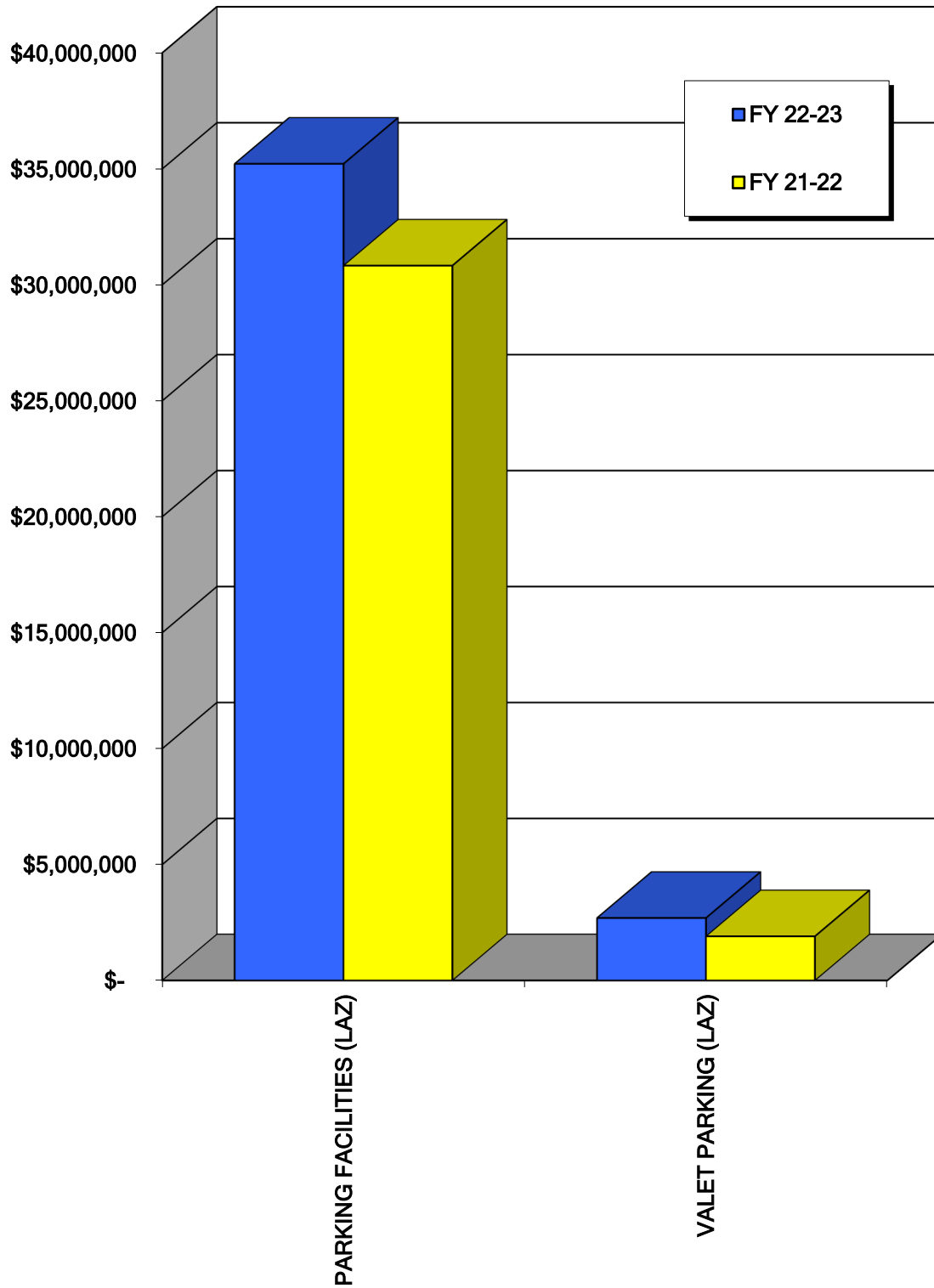
a - Greater of monthly minimum of \$125 or 6% of monthly in-flight food service gross receipts.



PARKING



PARKING SUMMARY



PARKING SUMMARY FOR FY 2022-2023

REVENUE TYPE			LATE /	22-23	21-22	% CHANGE
	REVENUE		PENALTY FEES	TOTAL REVENUE	TOTAL REVENUE	
PARKING FACILITIES (LAZ)	\$ 35,212,266	\$	-	\$ 35,212,266	\$ 30,822,981	14.24%
VALET PARKING (LAZ)	2,693,019		-	2,693,019	1,902,541	41.55%
TOTALS	\$ 37,905,285	\$	-	\$ 37,905,285	\$ 32,725,522	15.83%

OPERATING AGREEMENT - PARKING FACILITIES
LAZ PARKING CALIFORNIA, LLC
 MONTH TO MONTH

OFF AIRPORT (b)		TERMINAL (c)			
MAIN STREET		NORTHWEST	NORTHEAST	SOUTHEAST	STRUCTURE C
	GROSS	GARAGE	GARAGE	GARAGE	
	RECEIPTS	GROSS	GROSS	GROSS	
		RECEIPTS	RECEIPTS	RECEIPTS	RECEIPTS
JULY	\$ 161,801	\$ 624,893	\$ 441,141	\$ 817,428	\$ 731,242
AUGUST	148,609	676,367	472,229	823,476	750,204
SEPTEMBER	147,104	708,747	577,165	828,659	767,298
OCTOBER	157,706	747,965	587,470	855,650	821,578
NOVEMBER	154,722	647,436	551,121	773,171	706,658
DECEMBER	131,234	575,566	462,323	756,941	596,353
JANUARY	118,317	595,264	423,332	785,136	556,231
FEBRUARY	93,111	603,475	409,831	707,773	638,098
MARCH	102,850	710,673	524,777	788,923	702,176
APRIL	132,902	705,316	567,063	773,497	712,103
MAY	152,424	742,897	587,061	789,373	752,908
JUNE	161,638	736,576	580,313	821,274	669,328
TOTALS	\$ 1,662,418	\$ 8,075,175	\$ 6,183,826	\$ 9,521,301	\$ 8,404,177

EMPLOYEE	PARKING				
PARKING	INVOICE / ADJ		22-23	21-22	
GROSS	GROSS		MONTHLY	MONTHLY	
RECEIPTS (d)	RECEIPTS		REVENUE	REVENUE (e)	% CHANGE
JULY	\$ 51,850	\$ 1,242	\$ 2,829,597	\$ 2,471,153	14.51%
AUGUST	109,750	3,364	2,983,999	2,582,850	15.53%
SEPTEMBER	176,100	1,223	3,206,296	2,521,033	27.18%
OCTOBER	94,200	12,632	3,277,201	2,828,261	15.87%
NOVEMBER	125,325	853	2,959,286	2,561,030	15.55%
DECEMBER	111,365	874	2,634,656	2,260,574	16.55%
JANUARY	53,260	179	2,531,719	1,799,650	40.68%
FEBRUARY	131,253	7,084	2,590,625	2,057,027	25.94%
MARCH	167,000	510	2,996,909	2,603,613	15.11%
APRIL	128,725	290	3,019,896	2,929,734	3.08%
MAY	108,100	128	3,132,891	3,250,231	-3.61%
JUNE	79,275	787	3,049,191	2,957,825	3.09%
TOTALS	\$ 1,336,203	\$ 29,166	\$ 35,212,266	\$ 30,822,981	14.24%

NOTE:

- a - Operating Agreement effective May 1, 2017 and expired April 30, 2020.
- b - Parking rate is \$2/hr. Maximum rate per day is \$14.
- c - Parking rate is \$2/hr. Maximum rate per day is \$20.
- d - Includes \$2,050.00 in Legislator parking. Employee and Legislator Parking revenue are presented on a cash basis.
- e - Due to the COVID-19 pandemic, Main Street Parking closed temporarily effective March 23, 2020. Effective November 22, 2021, Main Street Parking re-opened.

OPERATING AGREEMENT - VALET PARKING
LAZ PARKING CALIFORNIA, LLC
MONTH TO MONTH

	MONTHLY CAR WASH, DETAIL & ADDITIONAL VALET SERVICES REVENUE					22-23 MONTHLY REVENUE	21-22 MONTHLY REVENUE (d)	% CHANGE
	MONTHLY PARKING REVENUE (b)							
JULY	\$ 199,081	\$ 8,265	\$ 207,346	\$ 129,720				59.84%
AUGUST	240,835	10,221	251,056	130,920				91.76%
SEPTEMBER	251,725	8,135	259,860	151,346				71.70%
OCTOBER	245,720	8,008	253,728	181,819				39.55%
NOVEMBER	207,440	6,406	213,846	169,243				26.35%
DECEMBER	166,081	4,924	171,005	147,639				15.83%
JANUARY	185,100	4,595	189,695	116,205				63.24%
FEBRUARY	205,970	6,218	212,188	152,576				39.07%
MARCH	222,910	3,291	226,201	178,140				26.98%
APRIL	228,250	9,294	237,544	179,960				32.00%
MAY	241,340	7,581	248,921	205,540				21.11%
JUNE	214,360	7,269	221,629	159,433				39.01%
TOTALS	\$ 2,608,812	\$ 84,207	\$ 2,693,019	\$ 1,902,541				41.55%


NOTE:

a - Operating Agreement effective May 1, 2017 and expired April 30, 2020.

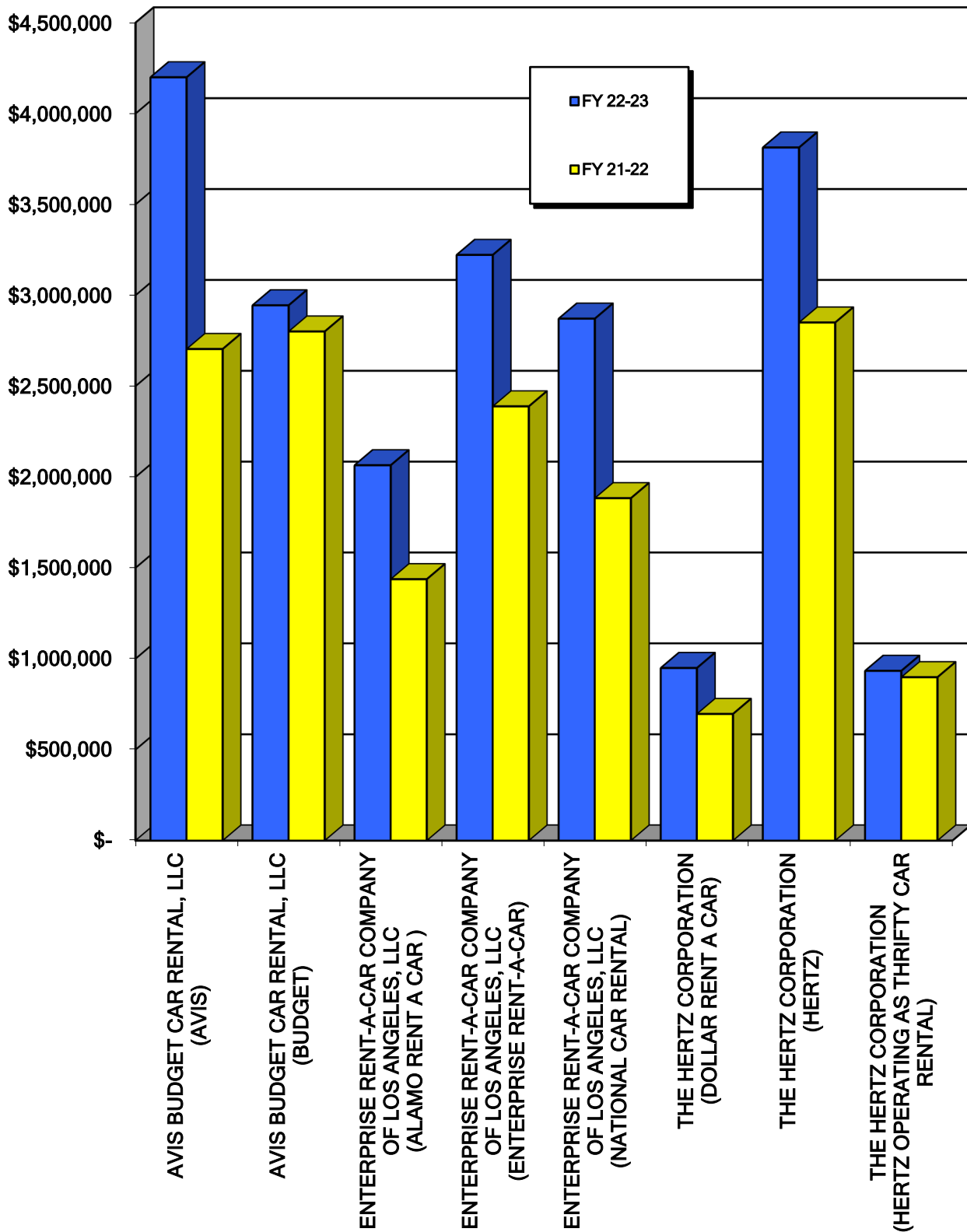
b - Rate per day at \$30 and \$10 per hour for subsequent 24 hour periods up to \$30 daily.

c - The operator fee is 32.5% of valet parking revenue collected and 92% of valet car wash, detail and additional valet services revenue collected.

d - Due to the COVID-19 pandemic, car wash services closed temporarily effective March 23, 2020. Effective September 20, 2021, car wash services re-opened.



ON AIRPORT RENTAL CAR SUMMARY



**RENTAL CAR SUMMARY FOR FY 2022-2023
ON AIRPORT**

LESSEE		GROSS RECEIPTS	MINIMUM RENT OR 10% GROSS	READY CAR PARKING	COMMON AREA RENT	OVERFLOW PARKING
AVIS BUDGET CAR RENTAL, LLC (AVIS)	(a)	\$ 35,649,197	\$ 3,564,920	\$ 225,389	\$ 198,312	\$ 200,770
AVIS BUDGET CAR RENTAL, LLC (BUDGET)	(a)	26,454,024	2,645,403	128,550	170,375	-
ENTERPRISE RENT-A-CAR COMPANY OF LOS ANGELES, LLC (ALAMO RENT A CAR)		17,445,636	1,744,564	115,766	203,801	-
ENTERPRISE RENT-A-CAR COMPANY OF LOS ANGELES, LLC (ENTERPRISE RENT-A-CAR)		29,578,606	2,957,863	168,191	95,639	-
ENTERPRISE RENT-A-CAR COMPANY OF LOS ANGELES, LLC (NATIONAL CAR RENTAL)		26,402,723	2,640,273	115,766	114,856	-
THE HERTZ CORPORATION (DOLLAR RENT A CAR)		5,380,049	777,411	56,980	114,128	-
THE HERTZ CORPORATION (HERTZ)		33,555,092	3,355,510	227,911	229,295	-
THE HERTZ CORPORATION (HERTZ OPERATING AS THRIFTY CAR RENTAL)		6,825,881	682,588	81,315	73,419	-
TOTALS		\$ 181,291,208	\$ 18,368,532	\$ 1,119,868	\$ 1,199,825	\$ 200,770
		LATE / PENALTY FEES	22-23 TOTAL REVENUE	21-22 TOTAL REVENUE	% CHANGE	
AVIS BUDGET CAR RENTAL, LLC (AVIS)	(a)	\$ 9,792	\$ 4,199,183	\$ 2,703,749	55.31%	
AVIS BUDGET CAR RENTAL, LLC (BUDGET)	(a)	-	2,944,328	2,800,225	5.15%	
ENTERPRISE RENT-A-CAR COMPANY OF LOS ANGELES, LLC (ALAMO RENT A CAR)		-	2,064,131	1,437,061	43.64%	
ENTERPRISE RENT-A-CAR COMPANY OF LOS ANGELES, LLC (ENTERPRISE RENT-A-CAR)		-	3,221,693	2,388,214	34.90%	
ENTERPRISE RENT-A-CAR COMPANY OF LOS ANGELES, LLC (NATIONAL CAR RENTAL)		-	2,870,895	1,882,908	52.47%	
THE HERTZ CORPORATION (DOLLAR RENT A CAR)		-	948,519	695,896	36.30%	
THE HERTZ CORPORATION (HERTZ)		-	3,812,716	2,849,580	33.80%	
THE HERTZ CORPORATION (HERTZ OPERATING AS THRIFTY CAR RENTAL)		95,623	932,945	897,957	3.90%	
TOTALS		\$ 105,415	\$ 20,994,410	\$ 15,655,590	34.10%	

NOTE:

a - Includes auditor adjustments to increase revenue reported in the 2021-2022 Revenue Report.

AVIS BUDGET CAR RENTAL, LLC
dba AVIS
LEASE AGREEMENT - RENTAL CAR CONCESSION
LEASE EXPIRES 11/30/2029

	MONTHLY GROSS RECEIPTS	MINIMUM RENT OR 10% GROSS (b),(c)	READY CAR PARKING AREA RENT (d)	COMMON AREA RENT (d)	OVERFLOW PARKING RENT (d)
JULY	\$ 3,651,025	\$ 365,103	\$ 17,390	\$ 15,301	\$ -
AUGUST	3,371,347	337,135	17,390	15,301	-
SEPTEMBER	2,795,854	279,585	17,390	15,301	92,787
OCTOBER	3,042,568	304,257	17,390	15,301	-
NOVEMBER	2,665,071	266,507	17,390	15,301	-
DECEMBER	2,853,117	285,312	19,777	17,401	29,608
JANUARY	2,902,970	290,297	19,777	17,401	52,250
FEBRUARY	2,562,949	256,295	19,777	17,401	26,125
MARCH	3,122,194	312,219	19,777	17,401	-
APRIL	2,878,144	287,814	19,777	17,401	-
MAY	2,604,205	260,421	19,777	17,401	-
JUNE	3,199,753	319,975	19,777	17,401	-
TOTALS	\$ 35,649,197	\$ 3,564,920	\$ 225,389	\$ 198,312	\$ 200,770

	LATE / PENALTY FEES	22-23 MONTHLY REVENUE	21-22 MONTHLY REVENUE (e),(f),(g)	% CHANGE
JULY	\$ -	\$ 397,794	\$ 31,410	1166.46%
AUGUST	-	369,826	31,410	1077.41%
SEPTEMBER	-	405,063	31,410	1189.60%
OCTOBER	-	336,948	236,885	42.24%
NOVEMBER	-	299,198	236,885	26.31%
DECEMBER	-	352,098	332,551	5.88%
JANUARY	-	379,725	250,834	51.38%
FEBRUARY	-	319,598	238,361	34.08%
MARCH	9,792	359,189	317,636	13.08%
APRIL	-	324,992	333,421	-2.53%
MAY	-	297,599	324,956	-8.42%
JUNE	-	357,153	337,990	5.67%
TOTALS	\$ 9,792	\$ 4,199,183	\$ 2,703,749	55.31%

NOTE:

- a - Lease effective December 1, 2019.
- b - Effective December 2021, greater of minimum annual guarantee of \$2,606,989 or 10% of gross receipts.
- c - Effective December 2022, greater of minimum annual guarantee of \$2,958,546 or 10% of gross receipts.
- d - Ready Car Parking: Effective December 2020, 34,099 sf at \$0.49/sf for Ready Car Parking Area and 30,002 sf at \$0.49/sf for Common Area; effective February 1, 2021, 85,000 sf at \$0.46/sf for Overflow Parking through February 26, 2021; effective December 2021, 34,099 sf at \$0.51/sf for Ready Car Parking Area and 30,002 sf at \$0.51/sf for Common Area; effective September 2, 2022, 199,972 sf at \$0.48/sf for Overflow Parking through September 30, 2022; effective December 15, 2022, 95,000 sf at \$0.55/sf for Overflow Parking through February 15, 2023; effective December 2022, 34,099 sf at \$0.58/sf for Ready Car Parking Area and 30,002 sf at \$0.58/sf for Common Area.
- e - Due to the COVID-19 pandemic, the monthly Minimum Annual Guarantee (MAG) rent of \$205,475 was abated for July, August, and September 2021. Any annual percentage rent due over the amount was reconciled at the end of Lessee's accounting year.
- f - Effective December 1, 2021, Avis started reporting gross receipts from new locations within a five-mile radius.
- g - Includes auditor adjustments to increase revenue reported in the 2021-2022 Revenue Report.

AVIS BUDGET CAR RENTAL, LLC
dba BUDGET
LEASE AGREEMENT - RENTAL CAR CONCESSION
LEASE EXPIRES 11/30/2029

	MONTHLY GROSS RECEIPTS	MINIMUM RENT OR 10% GROSS (b),(c)	READY CAR PARKING AREA RENT (d)	COMMON AREA RENT (d)
JULY	\$ 2,851,455	\$ 285,146	\$ 9,918	\$ 13,145
AUGUST	2,699,789	269,979	9,918	13,145
SEPTEMBER	2,161,637	216,164	9,918	13,145
OCTOBER	2,589,060	258,906	9,918	13,145
NOVEMBER	1,920,019	192,002	9,918	13,145
DECEMBER	1,849,303	184,930	11,280	14,950
JANUARY	1,648,324	164,832	11,280	14,950
FEBRUARY	1,882,438	188,244	11,280	14,950
MARCH	2,507,390	250,739	11,280	14,950
APRIL	2,105,364	210,536	11,280	14,950
MAY	2,127,190	212,719	11,280	14,950
JUNE	2,112,055	211,206	11,280	14,950
TOTALS	\$ 26,454,024	\$ 2,645,403	\$ 128,550	\$ 170,375

	LATE / PENALTY FEES	22-23 MONTHLY REVENUE	21-22 MONTHLY REVENUE (e),(f),(g)	% CHANGE
JULY	\$ -	\$ 308,209	\$ 207,205	48.75%
AUGUST	-	293,042	163,364	79.38%
SEPTEMBER	-	239,227	89,219	168.13%
OCTOBER	-	281,969	257,960	9.31%
NOVEMBER	-	215,065	237,272	-9.36%
DECEMBER	-	211,160	229,964	-8.18%
JANUARY	-	191,062	211,053	-9.47%
FEBRUARY	-	214,474	229,108	-6.39%
MARCH	-	276,969	305,167	-9.24%
APRIL	-	236,766	309,213	-23.43%
MAY	-	238,949	280,800	-14.90%
JUNE	-	237,436	279,900	-15.17%
TOTALS	\$ -	\$ 2,944,328	\$ 2,800,225	5.15%

NOTE:

a - Lease effective December 1, 2019.

b - Effective December 2021, greater of minimum annual guarantee of \$1,536,007 or 10% of gross receipts.

c - Effective December 2022, greater of minimum annual guarantee of \$2,456,035 or 10% of gross receipts.

d - Ready Car Parking: Effective December 2020, 19,448 sf at \$0.49/sf for Ready Car Parking Area and 25,775 sf at \$0.49/sf for Common Area; Effective December 2021, 19,448 sf at \$0.51/sf for Ready Car Parking Area and 25,775 sf at \$0.51/sf for Common Area; effective December 2022, 19,448 sf at \$0.58/sf for Ready Car Parking Area and 25,775 sf at \$0.58/sf for Common Area.

e - Due to the COVID-19 pandemic, the monthly Minimum Annual Guarantee (MAG) rent of \$116,223 was abated for July, August, and September 2021. Any annual percentage rent due over the amount was reconciled at the end of Lessee's accounting year.

f - Effective December 1, 2021, Budget started reporting gross receipts from new locations within a five-mile radius.

g - Includes auditor adjustments to increase revenue reported in the 2021-2022 Revenue Report.

ENTERPRISE RENT-A-CAR COMPANY OF LOS ANGELES, LLC
dba ALAMO RENT A CAR
LEASE AGREEMENT - RENTAL CAR CONCESSION

LEASE EXPIRES 11/30/2029

	MONTHLY GROSS RECEIPTS	MINIMUM RENT OR 10% GROSS (b),(c)	READY CAR PARKING AREA RENT (d)	COMMON AREA RENT (d)
JULY	\$ 1,704,530	\$ 170,453	\$ 8,932	\$ 15,724
AUGUST	1,747,970	174,797	8,932	15,724
SEPTEMBER	1,282,349	128,235	8,932	15,724
OCTOBER	1,734,054	173,405	8,932	15,724
NOVEMBER	1,407,181	140,718	8,932	15,724
DECEMBER	1,145,645	114,565	10,158	17,883
JANUARY	1,147,479	114,748	10,158	17,883
FEBRUARY	1,189,999	119,000	10,158	17,883
MARCH	1,432,354	143,235	10,158	17,883
APRIL	1,677,365	167,737	10,158	17,883
MAY	1,360,139	136,014	10,158	17,883
JUNE	1,616,571	161,657	10,158	17,883
TOTALS	\$ 17,445,636	\$ 1,744,564	\$ 115,766	\$ 203,801

	LATE / PENALTY FEES	22-23 MONTHLY REVENUE	21-22 MONTHLY REVENUE (e)	% CHANGE
JULY	\$ -	\$ 195,109	\$ 23,690	723.59%
AUGUST	-	199,453	23,690	741.93%
SEPTEMBER	-	152,891	23,690	545.38%
OCTOBER	-	198,061	141,626	39.85%
NOVEMBER	-	165,374	141,626	16.77%
DECEMBER	-	142,606	146,220	-2.47%
JANUARY	-	142,789	130,013	9.83%
FEBRUARY	-	147,041	125,981	16.72%
MARCH	-	171,276	153,135	11.85%
APRIL	-	195,778	172,962	13.19%
MAY	-	164,055	171,463	-4.32%
JUNE	-	189,698	182,965	3.68%
TOTALS	\$ -	\$ 2,064,131	\$ 1,437,061	43.64%

NOTE:

- a - Lease effective December 1, 2019.
- b - Effective December 2021, greater of minimum annual guarantee of \$1,496,330 or 10% of gross receipts.
- c - Effective December 2022, greater of minimum annual guarantee of \$1,705,817 or 10% of gross receipts.
- d - Ready Car Parking: Effective December 2020, 17,514 sf at \$0.49/sf for Ready Car Parking Area and 30,832 sf at \$0.49/sf for Common Area; effective December 2021, 17,514 sf at \$0.51/sf for Ready Car Parking Area and 30,832 sf at \$0.51/sf for Common Area; effective December 2022, 17,514 sf at \$0.58/sf for Ready Car Parking Area and 30,832 sf at \$0.58/sf for Common Area.
- e - Due to the COVID-19 pandemic, the monthly Minimum Annual Guarantee (MAG) rent of \$117,936 was abated for July, August, and September 2021. Any annual percentage rent due over the amount was reconciled at the end of Lessee's accounting year.

ENTERPRISE RENT-A-CAR COMPANY OF LOS ANGELES, LLC
dba ENTERPRISE RENT-A-CAR
LEASE AGREEMENT - RENTAL CAR CONCESSION

LEASE EXPIRES 11/30/2029

	MONTHLY GROSS RECEIPTS	MINIMUM RENT OR 10% GROSS (b),(c)	READY CAR PARKING AREA RENT (d)	COMMON AREA RENT (d)
JULY	\$ 2,911,453	\$ 291,145	\$ 12,977	\$ 7,379
AUGUST	2,810,180	281,018	12,977	7,379
SEPTEMBER	2,411,275	241,128	12,977	7,379
OCTOBER	2,551,050	255,105	12,977	7,379
NOVEMBER	2,252,495	225,250	12,977	7,379
DECEMBER	2,180,515	218,052	14,758	8,392
JANUARY	2,280,825	228,083	14,758	8,392
FEBRUARY	2,033,899	203,390	14,758	8,392
MARCH	2,481,469	248,147	14,758	8,392
APRIL	2,658,641	265,864	14,758	8,392
MAY	2,477,856	247,786	14,758	8,392
JUNE	2,528,948	252,895	14,758	8,392
TOTALS	\$ 29,578,606	\$ 2,957,863	\$ 168,191	\$ 95,639

	LATE / PENALTY FEES	22-23 MONTHLY REVENUE	21-22 MONTHLY REVENUE (e)	% CHANGE
JULY	\$ -	\$ 311,501	\$ 137,609	126.37%
AUGUST	-	301,374	120,802	149.48%
SEPTEMBER	-	261,484	57,626	353.76%
OCTOBER	-	275,461	221,934	24.12%
NOVEMBER	-	245,606	231,214	6.22%
DECEMBER	-	241,202	224,780	7.31%
JANUARY	-	251,233	187,610	33.91%
FEBRUARY	-	226,540	194,066	16.73%
MARCH	-	271,297	225,789	20.16%
APRIL	-	289,014	246,988	17.02%
MAY	-	270,936	264,119	2.58%
JUNE	-	276,045	275,677	0.13%
TOTALS	\$ -	\$ 3,221,693	\$ 2,388,214	34.90%

NOTE:

a - Lease effective December 1, 2019.

b - Effective December 2021, greater of minimum annual guarantee of \$1,931,645 or 10% of gross receipts.

c - Effective December 2022, greater of minimum annual guarantee of \$2,342,183 or 10% of gross receipts.

d - Ready Car Parking: Effective December 2020, 25,445 sf at \$0.49/sf for Ready Car Parking Area and 14,469 sf at \$0.49/sf for Common Area; effective December 2021, 25,445 sf at \$0.51/sf for Ready Car Parking Area and 14,469 sf at \$0.51/sf for Common Area; effective December 2022, 25,445 sf at \$0.58/sf for Ready Car Parking Area and 14,469 sf at \$0.58/sf for Common Area.

e - Due to the COVID-19 pandemic, the monthly Minimum Annual Guarantee (MAG) rent of \$152,247 was for July, August, and September 2021. Any annual percentage rent due over the amount was reconciled at the end of Lessee's accounting year.

ENTERPRISE RENT-A-CAR COMPANY OF LOS ANGELES, LLC
dba NATIONAL CAR RENTAL
LEASE AGREEMENT - RENTAL CAR CONCESSION

LEASE EXPIRES 11/30/2029

	MONTHLY GROSS RECEIPTS	MINIMUM RENT OR 10% GROSS (b),(c)	READY CAR PARKING AREA RENT (d)	COMMON AREA RENT (d)
JULY	\$ 2,364,927	\$ 236,493	\$ 8,932	\$ 8,862
AUGUST	2,420,007	242,001	8,932	8,862
SEPTEMBER	2,110,038	211,004	8,932	8,862
OCTOBER	2,238,819	223,882	8,932	8,862
NOVEMBER	2,023,783	202,378	8,932	8,862
DECEMBER	1,999,496	199,950	10,158	10,078
JANUARY	1,976,750	197,675	10,158	10,078
FEBRUARY	2,046,398	204,640	10,158	10,078
MARCH	2,479,362	247,936	10,158	10,078
APRIL	2,191,167	219,117	10,158	10,078
MAY	2,200,734	220,073	10,158	10,078
JUNE	2,351,242	235,124	10,158	10,078
TOTALS	\$ 26,402,723	\$ 2,640,273	\$ 115,766	\$ 114,856

	LATE / PENALTY FEES	22-23 MONTHLY REVENUE	21-22 MONTHLY REVENUE (e)	% CHANGE
JULY	\$ -	\$ 254,287	\$ 17,096	1387.41%
AUGUST	-	259,795	17,096	1419.62%
SEPTEMBER	-	228,798	17,096	1238.31%
OCTOBER	-	241,676	171,122	41.23%
NOVEMBER	-	220,172	171,122	28.66%
DECEMBER	-	220,186	197,485	11.50%
JANUARY	-	217,911	159,971	36.22%
FEBRUARY	-	224,876	182,242	23.39%
MARCH	-	268,172	230,287	16.45%
APRIL	-	239,353	242,614	-1.34%
MAY	-	240,309	238,223	0.88%
JUNE	-	255,360	238,554	7.04%
TOTALS	\$ -	\$ 2,870,895	\$ 1,882,908	52.47%

NOTE:

a - Lease effective December 1, 2019.

b - Effective December 2021, greater of minimum annual guarantee of \$1,954,217 or 10% of gross receipts.

c - Effective December 2022, greater of minimum annual guarantee of \$2,227,807 or 10% of gross receipts.

d - Ready Car Parking: Effective December 2020, 17,514 sf at \$0.49/sf for Ready Car Parking Area and 17,376 sf at \$0.49/sf for Common Area; effective December 2021, 17,514 sf at \$0.51/sf for Ready Car Parking Area and 17,376 sf at \$0.51/sf for Common Area; effective December 2022, 17,514 sf at \$0.58/sf for Ready Car Parking Area and 17,376 sf at \$0.58/sf for Common Area.

e - Due to the COVID-19 pandemic, the monthly Minimum Annual Guarantee (MAG) rent of \$154,026 was for July, August, and September 2021. Any annual percentage rent due over the amount was reconciled at the end of Lessee's accounting year.

THE HERTZ CORPORATION
dba DOLLAR RENT A CAR
LEASE AGREEMENT - RENTAL CAR CONCESSION

LEASE EXPIRES 11/30/2029

	MONTHLY GROSS RECEIPTS	MINIMUM RENT OR 10% GROSS (b),(c)	READY CAR PARKING AREA RENT (d)	COMMON AREA RENT (d)
JULY	\$ 669,669	\$ 59,893	\$ 4,396	\$ 8,806
AUGUST	500,638	59,893	4,396	8,806
SEPTEMBER	368,991	59,893	4,396	8,806
OCTOBER	386,107	59,893	4,396	8,806
NOVEMBER	325,444	59,893	4,396	8,806
DECEMBER	325,905	68,278	5,000	10,014
JANUARY	378,795	68,278	5,000	10,014
FEBRUARY	433,059	68,278	5,000	10,014
MARCH	448,773	68,278	5,000	10,014
APRIL	554,510	68,278	5,000	10,014
MAY	461,884	68,278	5,000	10,014
JUNE	526,274	68,278	5,000	10,014
TOTALS	\$ 5,380,049	\$ 777,411	\$ 56,980	\$ 114,128

	LATE / PENALTY FEES	22-23 MONTHLY REVENUE	21-22 MONTHLY REVENUE (e)	% CHANGE
JULY	\$ -	\$ 73,095	\$ 20,201	261.84%
AUGUST	-	73,095	12,684	476.28%
SEPTEMBER	-	73,095	12,684	476.28%
OCTOBER	-	73,095	69,331	5.43%
NOVEMBER	-	73,095	69,331	5.43%
DECEMBER	-	83,292	73,095	13.95%
JANUARY	-	83,292	73,095	13.95%
FEBRUARY	-	83,292	73,095	13.95%
MARCH	-	83,292	73,095	13.95%
APRIL	-	83,292	73,095	13.95%
MAY	-	83,292	73,095	13.95%
JUNE	-	83,292	73,095	13.95%
TOTALS	\$ -	\$ 948,519	\$ 695,896	36.30%

NOTE:

- a - Lease effective December 1, 2019.
- b - Effective December 2021, greater of minimum annual guarantee of \$718,712 or 10% of gross receipts.
- c - Effective December 2022, greater of minimum annual guarantee of \$819,332 or 10% of gross receipts.
- d - Ready Car Parking: Effective December 2020, 8,620 sf at \$0.49/sf for Ready Car Parking Area and 17,266 sf at \$0.49/sf for Common Area; effective December 2021, 8,620 sf at \$0.51/sf for Ready Car Parking Area and 17,266 sf at \$0.51/sf for Common Area; effective December 2022, 8,620 sf at \$0.58/sf for Ready Car Parking Area and 17,266 sf at \$0.58/sf for Common Area.
- e - Due to the COVID-19 pandemic, the monthly Minimum Annual Guarantee (MAG) rent of \$56,647 was abated for July, August, and September 2021. Any annual percentage rent due over the amount was reconciled at the end of Lessee's accounting year.

THE HERTZ CORPORATION
dba HERTZ
LEASE AGREEMENT - RENTAL CAR CONCESSION

LEASE EXPIRES 11/30/2029

	FBO ACI JET (SOUTH) GROSS RECEIPTS	FBO ACI JET (NORTH) GROSS RECEIPTS	HERTZ TERMINAL GROSS RECEIPTS	COSTA MESA CLAY LACY GROSS RECEIPTS	NEWPORT BEACH MARRIOTT GROSS RECEIPTS (g)
JULY	\$ 3,015	\$ 16,192	\$ 2,951,479	\$ 19,446	\$ 564
AUGUST	3,187	25,463	2,848,445	13,379	564
SEPTEMBER	3,304	17,228	2,394,840	14,147	564
OCTOBER	2,267	9,860	2,568,067	11,691	564
NOVEMBER	5,073	10,905	2,211,782	9,383	-
DECEMBER	6,008	9,365	2,275,812	11,312	-
JANUARY	4,610	12,292	2,242,769	16,769	-
FEBRUARY	2,021	10,134	2,405,639	7,997	-
MARCH	1,160	14,312	3,037,600	19,472	-
APRIL	32	17,375	2,978,047	20,920	-
MAY	3,560	5,326	2,592,919	7,846	-
JUNE	6,830	14,604	3,055,449	14,214	-
TOTALS	\$ 41,067	\$ 163,056	\$ 31,562,848	\$ 166,576	\$ 2,256

	RENAISSANCE HOTEL NEWPORT BEACH GROSS RECEIPTS	SANTA ANA SOUTH HLE GROSS RECEIPTS	MONTHLY GROSS RECEIPTS	MINIMUM RENT OR 10% GROSS (b),(c)	READY CAR PARKING AREA RENT (d)
JULY	\$ 119,188	\$ 132,459	\$ 3,242,343	\$ 324,234	\$ 17,585
AUGUST	115,167	131,257	3,137,462	313,746	17,585
SEPTEMBER	68,365	109,458	2,607,906	260,791	17,585
OCTOBER	70,854	113,884	2,777,187	277,719	17,585
NOVEMBER	45,708	93,320	2,376,171	237,617	17,585
DECEMBER	59,241	93,442	2,455,180	245,518	19,998
JANUARY	52,956	55,940	2,385,336	238,534	19,998
FEBRUARY	14,847	44,307	2,484,945	248,495	19,998
MARCH	24,447	48,400	3,145,391	314,539	19,998
APRIL	23,665	49,934	3,089,973	308,997	19,998
MAY	15,252	60,112	2,685,015	268,502	19,998
JUNE	16,799	60,287	3,168,183	316,818	19,998
TOTALS	\$ 626,489	\$ 992,800	\$ 33,555,092	\$ 3,355,510	\$ 227,911

	COMMON AREA RENT (d)	LATE / PENALTY FEES	22-23 MONTHLY REVENUE	21-22 MONTHLY REVENUE (e),(f)	% CHANGE
JULY	\$ 17,691	\$ -	\$ 359,510	\$ 119,349	201.23%
AUGUST	17,691	-	349,022	33,893	929.78%
SEPTEMBER	17,691	-	296,067	33,893	773.53%
OCTOBER	17,691	-	312,995	268,809	16.44%
NOVEMBER	17,691	-	272,893	268,809	1.52%
DECEMBER	20,120	-	285,636	275,826	3.56%
JANUARY	20,120	-	278,652	235,030	18.56%
FEBRUARY	20,120	-	288,613	251,567	14.73%
MARCH	20,120	-	354,657	353,092	0.44%
APRIL	20,120	-	349,115	352,968	-1.09%
MAY	20,120	-	308,620	322,166	-4.20%
JUNE	20,120	-	356,936	334,178	6.81%
TOTALS	\$ 229,295	\$ -	\$ 3,812,716	\$ 2,849,580	33.80%

NOTE:

a - Lease effective December 1, 2019.

b - Effective December 2021, greater of minimum annual guarantee of \$2,980,525 or 10% of gross receipts.

c - Effective December 2022, greater of minimum annual guarantee of \$3,397,798 or 10% of gross receipts.

d - Ready Car Parking: Effective December 2020, 34,480 sf at \$0.49/sf for Ready Car Parking Area and 34,689 sf at \$0.49/sf for Common Area; effective December 2021, 34,480 sf at \$0.51/sf for Ready Car Parking Area and 34,689 sf at \$0.51/sf for Common Area; effective December 2022, 34,480 sf at \$0.58/sf for Ready Car Parking Area and 34,689 sf at \$0.58/sf for Common Area.

e - Due to the COVID-19 pandemic, the monthly Minimum Annual Guarantee (MAG) rent of \$234,916 for July, August, and September 2021. Any annual percentage rent due over the amount was reconciled at the end of Lessee's accounting year.

f - Effective December 1, 2021, Hertz started reporting gross receipts from new locations within a five-mile radius.

g - Location closed April 4, 2022, and there was revenue coming in through October 2022.

THE HERTZ CORPORATION
dba HERTZ (Operating as Thrifty Car Rental)
LEASE AGREEMENT - RENTAL CAR CONCESSION

LEASE EXPIRES 11/30/2029

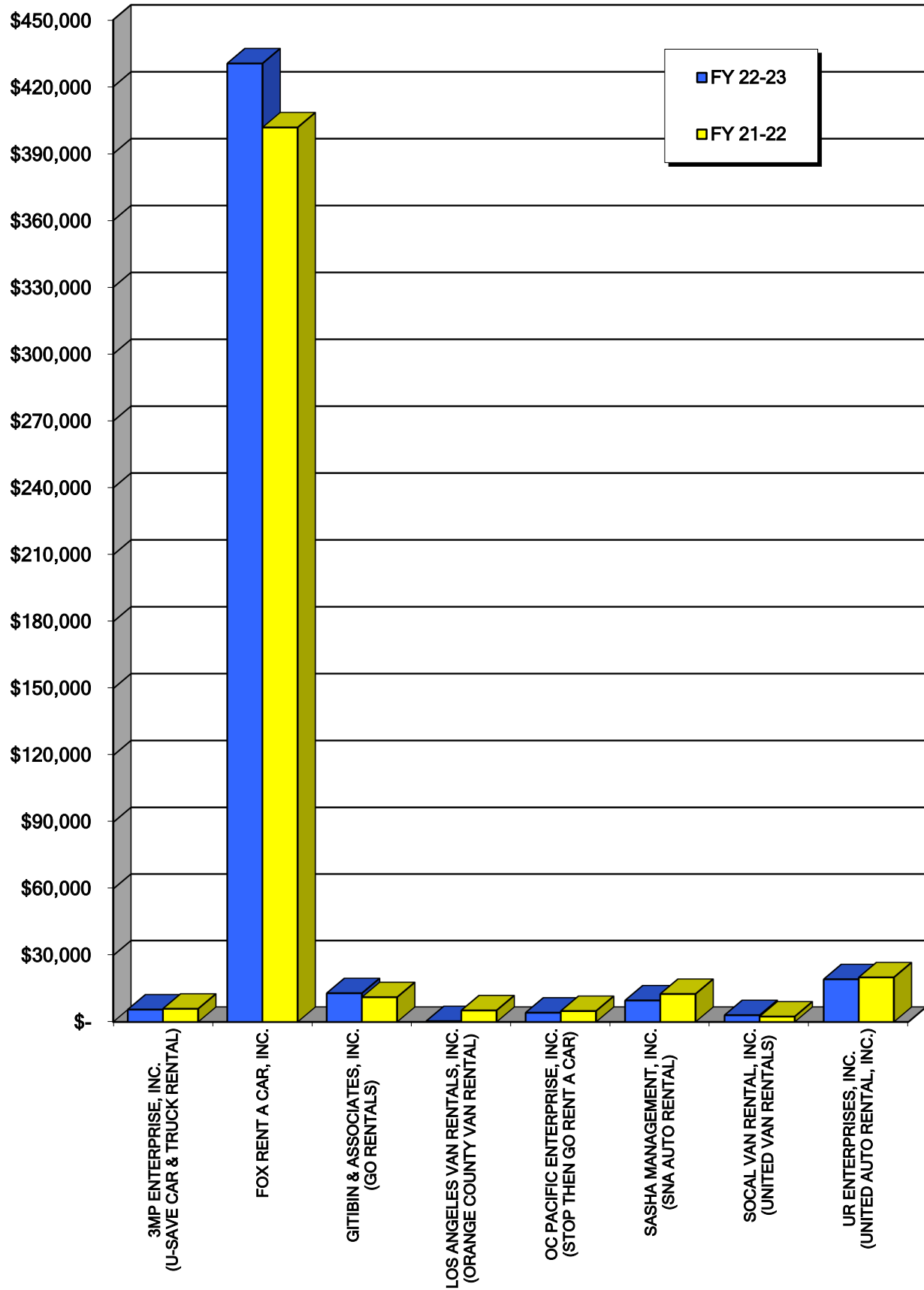
	MONTHLY GROSS RECEIPTS	MONTHLY REVENUE 10% GROSS (c)	READY CAR PARKING AREA RENT (d)	COMMON AREA RENT (d)
JULY	\$ 705,044	\$ 70,504	\$ 6,274	\$ 5,665
AUGUST	716,533	71,653	6,274	5,665
SEPTEMBER	542,908	54,291	6,274	5,665
OCTOBER	608,242	60,824	6,274	5,665
NOVEMBER	523,951	52,395	6,274	5,665
DECEMBER	609,038	60,904	7,135	6,442
JANUARY	610,756	61,076	7,135	6,442
FEBRUARY	428,449	42,845	7,135	6,442
MARCH	500,461	50,046	7,135	6,442
APRIL	540,092	54,009	7,135	6,442
MAY	499,721	49,972	7,135	6,442
JUNE	540,686	54,069	7,135	6,442
TOTALS	\$ 6,825,881	\$ 682,588	\$ 81,315	\$ 73,419

	LATE / PENALTY FEES	22-23 MONTHLY REVENUE	21-22 MONTHLY REVENUE	% CHANGE
JULY	\$ -	\$ 82,443	\$ 67,233	22.62%
AUGUST	-	83,592	102,467	-18.42%
SEPTEMBER	-	66,230	77,080	-14.08%
OCTOBER	-	72,763	85,588	-14.98%
NOVEMBER	95,623	159,957	82,051	94.95%
DECEMBER	-	74,481	80,817	-7.84%
JANUARY	-	74,653	57,841	29.07%
FEBRUARY	-	56,422	51,063	10.49%
MARCH	-	63,623	76,019	-16.31%
APRIL	-	67,586	68,652	-1.55%
MAY	-	63,549	71,856	-11.56%
JUNE	-	67,646	77,290	-12.48%
TOTALS	\$ 95,623	\$ 932,945	\$ 897,957	3.90%

NOTE:

- a - Lease effective December 1, 2019 and the Date of Beneficial Occupancy is October 1, 2020.
- b - Effective September 29, 2020, Consent to Assignment, from The Hertz Corporation dba Thrifty Car Rental to The Hertz Corporation dba Hertz (Assignee) was approved, and minimum annual guarantee was eliminated in its entirety. Assignee is licensed and authorized to use the trademarks associated with the Thrifty brand.
- c - Effective October 2020, monthly rent is 10% of gross receipts.
- d - Ready Car Parking: Effective December 2020, 12,301 sf at \$0.49/sf for Ready Car Parking Area and 11,107 sf at \$0.49/sf for Common Area; effective December 2021, 12,301 sf at \$0.51/sf for Ready Car Parking Area and 11,107 sf at \$0.51/sf for Common Area; effective December 2022, 12,301 sf at \$0.58/sf for Ready Car Parking Area and 11,107 sf at \$0.58/sf for Common Area.

OFF AIRPORT RENTAL CAR SUMMARY



**RENTAL CAR SUMMARY FOR FY 2022-2023
OFF AIRPORT**

LICENSEE	GROSS RECEIPTS	MONTHLY REVENUE 9% GROSS (a)	READY CAR PARKING	LATE / PENALTY FEES	22-23 TOTAL REVENUE	21-22 TOTAL REVENUE	% CHANGE
3MP ENTERPRISE, INC. (U-SAVE CAR & TRUCK RENTAL)	\$ 62,092	\$ 5,589	\$ -	\$ -	\$ 5,589	\$ 5,931	-5.77%
FOX RENT A CAR, INC.	4,774,616	429,716	-	698	430,414	401,694	7.15%
GITIBIN & ASSOCIATES, INC. (GO RENTALS)	143,800	12,944	-	-	12,944	11,144	16.15%
LOS ANGELES VAN RENTALS, INC. (ORANGE COUNTY VAN RENTAL)	-	-	-	333	333	5,195	-93.59%
OC PACIFIC ENTERPRISE, INC. (STOP THEN GO RENT A CAR)	46,348	4,171	-	-	4,171	4,910	-15.05%
SASHA MANAGEMENT, INC. (SNA AUTO RENTAL)	103,981	9,359	-	328	9,687	12,595	-23.09%
SOCAL VAN RENTAL, INC. (UNITED VAN RENTALS)	33,811	3,043	-	-	3,043	2,420	25.74%
UR ENTERPRISES, INC. (UNITED AUTO RENTAL, INC.)	213,670	19,232	-	-	19,232	20,068	-4.17%
TOTALS	\$ 5,378,318	\$ 484,054	\$ -	\$ 1,359	\$ 485,413	\$ 463,957	4.62%

NOTE:

a - Licensees paid 9% of gross receipts.

3MP ENTERPRISE, INC.
dba U-SAVE CAR & TRUCK RENTAL
OFF AIRPORT RENTAL CAR LICENSE

LICENSE EXPIRES 09/18/2023

	MONTHLY GROSS RECEIPTS	MONTHLY REVENUE 9% GROSS	LATE / PENALTY FEES	22-23 MONTHLY REVENUE	21-22 MONTHLY REVENUE	% CHANGE
JULY	\$ 7,102	\$ 639	\$ -	\$ 639	\$ 698	-8.45%
AUGUST	2,963	267	-	267	444	-39.86%
SEPTEMBER	4,967	447	-	447	354	26.27%
OCTOBER	5,662	510	-	510	311	63.99%
NOVEMBER	4,740	427	-	427	354	20.62%
DECEMBER	4,938	444	-	444	284	56.34%
JANUARY	4,001	360	-	360	373	-3.49%
FEBRUARY	6,075	547	-	547	488	12.09%
MARCH	5,682	511	-	511	663	-22.93%
APRIL	5,108	460	-	460	595	-22.69%
MAY	4,343	391	-	391	708	-44.77%
JUNE	6,511	586	-	586	659	-11.08%
TOTALS	\$ 62,092	\$ 5,589	\$ -	\$ 5,589	\$ 5,931	-5.77%

NOTE:

a - License effective September 19, 2018.

FOX RENT A CAR, INC.
OFF AIRPORT RENTAL CAR LICENSE
 LICENSE TERMINATED 06/10/2023

	MONTHLY GROSS RECEIPTS	MONTHLY REVENUE 9% GROSS	LATE / PENALTY FEES	22-23 MONTHLY REVENUE	21-22 MONTHLY REVENUE	% CHANGE
JULY	\$ 515,602	\$ 46,404	\$ -	\$ 46,404	\$ 33,623	38.01%
AUGUST	507,721	45,695	-	45,695	25,024	82.60%
SEPTEMBER	470,163	42,315	-	42,315	20,289	108.56%
OCTOBER	585,884	52,730	-	52,730	30,818	71.10%
NOVEMBER	442,754	39,848	-	39,848	25,737	54.83%
DECEMBER	370,825	33,374	-	33,374	30,282	10.21%
JANUARY	388,698	34,983	698	35,681	24,146	47.77%
FEBRUARY	336,443	30,280	-	30,280	30,321	-0.14%
MARCH	401,900	36,171	-	36,171	45,332	-20.21%
APRIL	389,603	35,064	-	35,064	46,769	-25.03%
MAY	338,679	30,481	-	30,481	46,379	-34.28%
JUNE	26,344	2,371	-	2,371	42,974	-94.48%
TOTALS	\$ 4,774,616	\$ 429,716	\$ 698	\$ 430,414	\$ 401,694	7.15%

NOTE:

a - License effective February 1, 2018 and terminated June 10, 2023.

GITIBIN & ASSOCIATES, INC.
dba GO RENTALS
OFF AIRPORT RENTAL CAR LICENSE
MONTH TO MONTH

	MONTHLY GROSS RECEIPTS	MONTHLY REVENUE 9% GROSS	LATE / PENALTY FEES	22-23 MONTHLY REVENUE	21-22 MONTHLY REVENUE	% CHANGE
JULY	\$ 27,409	\$ 2,467	\$ -	\$ 2,467	\$ 1,292	90.94%
AUGUST	10,430	939	-	939	766	22.58%
SEPTEMBER	10,390	935	-	935	1,150	-18.70%
OCTOBER	10,618	956	-	956	901	6.10%
NOVEMBER	12,939	1,165	-	1,165	1,129	3.19%
DECEMBER	13,095	1,179	-	1,179	849	38.87%
JANUARY	3,925	353	-	353	169	108.88%
FEBRUARY	11,039	994	-	994	1,314	-24.35%
MARCH	16,161	1,454	-	1,454	1,697	-14.32%
APRIL	7,640	688	-	688	843	-18.39%
MAY	9,666	870	-	870	604	44.04%
JUNE	10,488	944	-	944	430	119.53%
TOTALS	\$ 143,800	\$ 12,944	\$ -	\$ 12,944	\$ 11,144	16.15%

NOTE:

a - License effective April 1, 2016 and expired March 31, 2021.

LOS ANGELES VAN RENTALS, INC.
dba ORANGE COUNTY VAN RENTAL
OFF AIRPORT RENTAL CAR LICENSE
LICENSE EXPIRES 08/28/2023

	MONTHLY GROSS RECEIPTS	MONTHLY REVENUE 9% GROSS	LATE / PENALTY FEES	22-23 MONTHLY REVENUE	21-22 MONTHLY REVENUE	% CHANGE
JULY	\$ -	\$ -	\$ -	\$ -	\$ 616	-100.00%
AUGUST	-	-	-	-	164	-100.00%
SEPTEMBER	-	-	333	333	164	103.05%
OCTOBER	-	-	-	-	406	-100.00%
NOVEMBER	-	-	-	-	440	-100.00%
DECEMBER	-	-	-	-	419	-100.00%
JANUARY	-	-	-	-	-	0.00%
FEBRUARY	-	-	-	-	669	-100.00%
MARCH	-	-	-	-	986	-100.00%
APRIL	-	-	-	-	629	-100.00%
MAY	-	-	-	-	605	-100.00%
JUNE	-	-	-	-	97	-100.00%
TOTALS	\$ -	\$ -	\$ 333	\$ 333	\$ 5,195	-93.59%

NOTE:

a - License effective August 29, 2018.

OC PACIFIC ENTERPRISE, INC.
dba STOP THEN GO RENT A CAR
OFF AIRPORT RENTAL CAR LICENSE
MONTH TO MONTH

	MONTHLY GROSS RECEIPTS	MONTHLY REVENUE 9% GROSS	LATE / PENALTY FEES	22-23 MONTHLY REVENUE	21-22 MONTHLY REVENUE	% CHANGE
JULY	\$ 5,425	\$ 488	\$ -	\$ 488	\$ 732	-33.33%
AUGUST	3,781	340	-	340	456	-25.44%
SEPTEMBER	4,801	432	-	432	373	15.82%
OCTOBER	5,263	474	-	474	439	7.97%
NOVEMBER	3,767	339	-	339	499	-32.06%
DECEMBER	2,710	244	-	244	268	-8.96%
JANUARY	2,117	191	-	191	127	50.39%
FEBRUARY	2,987	269	-	269	319	-15.67%
MARCH	4,010	361	-	361	735	-50.88%
APRIL	3,816	343	-	343	367	-6.54%
MAY	2,726	245	-	245	296	-17.23%
JUNE	4,945	445	-	445	299	48.83%
TOTALS	\$ 46,348	\$ 4,171	\$ -	\$ 4,171	\$ 4,910	-15.05%

NOTE:

a - License effective March 8, 2016 and expired March 7, 2021.

SASHA MANAGEMENT, INC.
dba SNA AUTO RENTAL
OFF AIRPORT RENTAL CAR LICENSE
MONTH TO MONTH

	MONTHLY GROSS RECEIPTS	MONTHLY REVENUE 9% GROSS	LATE / PENALTY FEES	22-23 MONTHLY REVENUE	21-22 MONTHLY REVENUE	% CHANGE
JULY	\$ 7,341	\$ 661	\$ -	\$ 661	\$ 1,604	-58.79%
AUGUST	6,176	556	-	556	1,118	-50.27%
SEPTEMBER	5,517	497	-	497	487	2.05%
OCTOBER	4,224	380	-	380	1,483	-74.38%
NOVEMBER	1,922	173	-	173	919	-81.18%
DECEMBER	4,238	381	-	381	987	-61.40%
JANUARY	3,223	290	-	290	648	-55.25%
FEBRUARY	8,412	757	-	757	713	6.17%
MARCH	14,829	1,335	104	1,439	1,588	-9.38%
APRIL	17,058	1,535	108	1,643	1,313	25.13%
MAY	15,431	1,389	116	1,505	1,124	33.90%
JUNE	15,610	1,405	-	1,405	611	129.95%
TOTALS	\$ 103,981	\$ 9,359	\$ 328	\$ 9,687	\$ 12,595	-23.09%

NOTE:

a - License effective February 10, 2016 and expired February 9, 2021.

SOCAL VAN RENTAL, INC.
dba UNITED VAN RENTALS
OFF AIRPORT RENTAL CAR LICENSE
MONTH TO MONTH

	MONTHLY GROSS RECEIPTS	MONTHLY REVENUE 9% GROSS	LATE / PENALTY FEES	22-23 MONTHLY REVENUE	21-22 MONTHLY REVENUE	% CHANGE
JULY	\$ 7,133	\$ 642	\$ -	\$ 642	\$ 397	61.71%
AUGUST	3,587	323	-	323	172	87.79%
SEPTEMBER	1,093	98	-	98	147	-33.33%
OCTOBER	1,213	109	-	109	126	-13.49%
NOVEMBER	4,300	387	-	387	187	106.95%
DECEMBER	1,998	180	-	180	100	80.00%
JANUARY	1,342	121	-	121	-	100.00%
FEBRUARY	2,638	237	-	237	251	-5.58%
MARCH	3,461	311	-	311	233	33.48%
APRIL	1,928	174	-	174	180	-3.33%
MAY	1,856	167	-	167	195	-14.36%
JUNE	3,262	294	-	294	432	-31.94%
TOTALS	\$ 33,811	\$ 3,043	\$ -	\$ 3,043	\$ 2,420	25.74%

NOTE:

a - License effective February 1, 2016 and expired January 31, 2021.

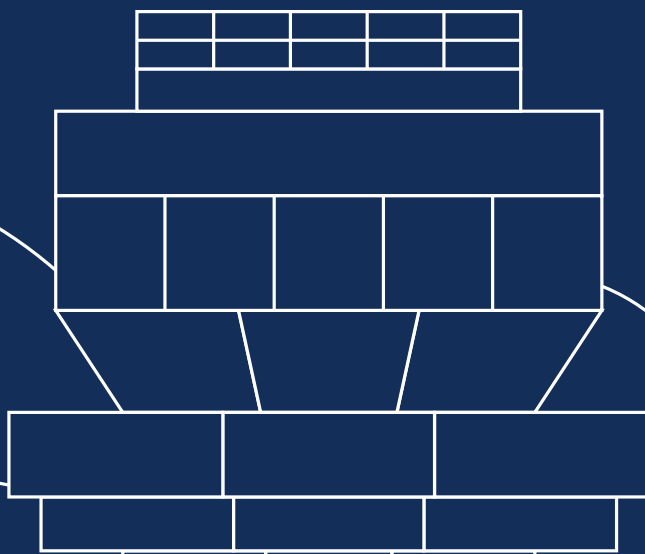
UR ENTERPRISES, INC.
dba UNITED AUTO RENTAL, INC.
OFF AIRPORT RENTAL CAR LICENSE
 LICENSE EXPIRES 06/30/2024

	MONTHLY GROSS RECEIPTS	MONTHLY REVENUE 9% GROSS	LATE / PENALTY FEES	22-23 MONTHLY REVENUE	21-22 MONTHLY REVENUE	% CHANGE
JULY	\$ 20,518	\$ 1,847	\$ -	\$ 1,847	\$ 1,838	0.49%
AUGUST	28,001	2,520	-	2,520	1,503	67.66%
SEPTEMBER	17,375	1,564	-	1,564	1,234	26.74%
OCTOBER	23,903	2,151	-	2,151	1,888	13.93%
NOVEMBER	17,951	1,616	-	1,616	1,736	-6.91%
DECEMBER	11,042	994	-	994	1,163	-14.53%
JANUARY	9,281	835	-	835	896	-6.81%
FEBRUARY	15,797	1,422	-	1,422	1,182	20.30%
MARCH	29,030	2,613	-	2,613	2,918	-10.45%
APRIL	19,680	1,771	-	1,771	2,108	-15.99%
MAY	10,975	988	-	988	2,007	-50.77%
JUNE	10,117	911	-	911	1,595	-42.88%
TOTALS	\$ 213,670	\$ 19,232	\$ -	\$ 19,232	\$ 20,068	-4.17%

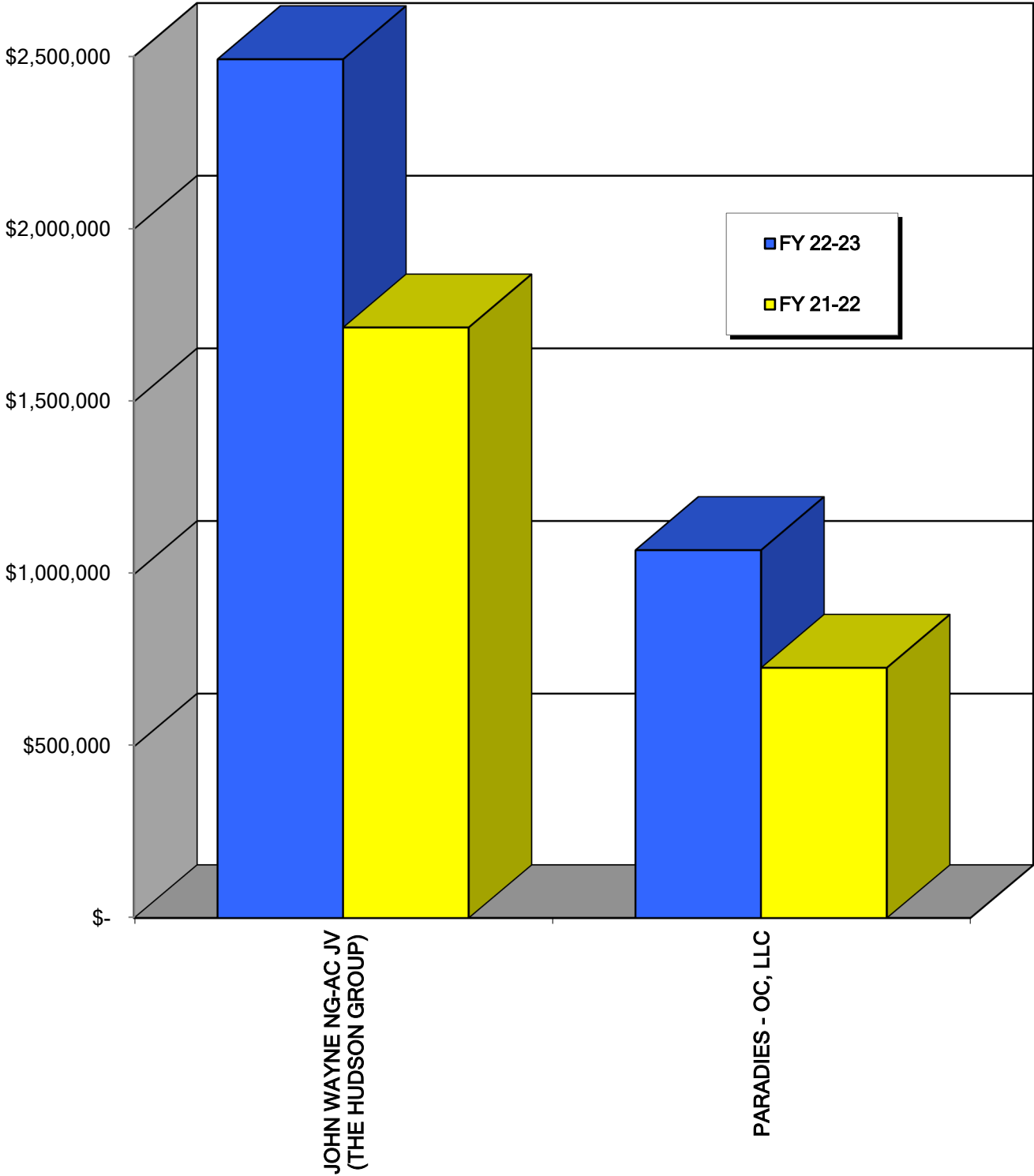
NOTE:

b - License effective July 1, 2019.

GIFTS, NEWS, SUNDRIES AND SPECIALTY



RETAIL
(GIFTS, NEWS, SUNDRIES, &
SPECIALTY SUMMARY)



**RETAIL (GIFTS, NEWS, SUNDRIES, & SPECIALTY)
SUMMARY FOR FY 2022-2023**

LESSEE	LATE / PENALTY		22-23 TOTAL	21-22 TOTAL	% CHANGE
	REVENUE	FEES	REVENUE	REVENUE	
JOHN WAYNE NG-AC JV (THE HUDSON GROUP)	\$ 2,463,332	\$ 28,019	\$ 2,491,351	\$ 1,714,417	45.32%
PARADIES - OC, LLC	1,005,583	64,062	1,069,645	728,834	46.76%
TOTALS	\$ 3,468,915	\$ 92,081	\$ 3,560,996	\$ 2,443,251	45.75%

**JOHN WAYNE NG-AC JV
(THE HUDSON GROUP)
LEASE AGREEMENT-NEWS & GIFT
& SPECIALTY RETAIL CONCESSION
LEASE EXPIRES 09/30/2023**

	NEWS/SUNDRIES & GIFTS GROSS RECEIPTS	SPECIALTY RETAIL GROSS RECEIPTS	TOTAL MONTHLY GROSS RECEIPTS	MONTHLY REVENUE TIERED % RENT (a)
JULY	\$ 1,092,681	\$ 130,273	\$ 1,222,954	\$ 214,921
AUGUST	1,073,785	124,765	1,198,550	212,591
SEPTEMBER	1,065,331	106,341	1,171,672	208,774
OCTOBER	1,090,885	122,200	1,213,085	215,911
NOVEMBER	1,031,913	112,266	1,144,179	203,707
DECEMBER	982,354	114,242	1,096,596	195,103
JANUARY	874,267	78,917	953,184	169,995
FEBRUARY	929,453	110,909	1,040,362	155,611
MARCH	1,086,473	141,934	1,228,407	212,597
APRIL	1,082,336	146,051	1,228,387	212,347
MAY	1,116,435	163,735	1,280,170	221,859
JUNE	1,206,215	162,838	1,369,053	239,916
TOTALS	\$ 12,632,128	\$ 1,514,471	\$ 14,146,599	\$ 2,463,332

	LATE / PENALTY FEES	22-23 MONTHLY REVENUE	21-22 MONTHLY REVENUE (b)	% CHANGE
JULY	\$ 2,652	\$ 217,573	\$ 55,419	292.60%
AUGUST	-	212,591	48,754	336.05%
SEPTEMBER	2,766	211,540	36,905	473.20%
OCTOBER	-	215,911	189,703	13.82%
NOVEMBER	5,533	209,240	182,286	14.79%
DECEMBER	-	195,103	179,059	8.96%
JANUARY	5,675	175,670	127,478	37.80%
FEBRUARY	-	155,611	111,868	39.10%
MARCH	2,359	214,956	175,369	22.57%
APRIL	2,434	214,781	194,089	10.66%
MAY	6,600	228,459	199,729	14.38%
JUNE	-	239,916	213,758	12.24%
TOTALS	\$ 28,019	\$ 2,491,351	\$ 1,714,417	45.32%

NOTE:

- a - Effective February 2022, only News & Gift and Specialty Retail percentage rents shall be due. News & Gift percent rent shall be calculated based on a total cumulative annual gross receipts (up to \$500,000, use 14%; between \$500,000 and \$750,000, use 16%; and above \$750,000, use 18%). Specialty Retail percent rent shall be calculated based on a total cumulative annual gross receipts (up to \$500,000, use 12%; between \$500,000 and \$750,000, use 14%; and above \$750,000, use 16%).
- b - Due to the COVID-19 pandemic, rent relief was provided and applied to July, August, and September 2021. Any additional rent relief due to the CRRSAA and ARPA grants will be applied as a credit.

PARADIES - OC, LLC
LEASE AGREEMENT-NEWS & GIFT
& SPECIALTY RETAIL CONCESSION

LEASE EXPIRES 09/30/2023


	NEWS/SUNDRIES & GIFTS GROSS RECEIPTS	SPECIALTY RETAIL GROSS RECEIPTS	TOTAL MONTHLY GROSS RECEIPTS	MONTHLY REVENUE TIERED % RENT (a)
JULY	\$ 536,584	\$ -	\$ 536,584	\$ 96,585
AUGUST	540,279	-	540,279	97,250
SEPTEMBER	499,688	-	499,688	89,944
OCTOBER	535,715	-	535,715	96,429
NOVEMBER	448,226	-	448,226	80,681
DECEMBER	425,219	-	425,219	59,531
JANUARY	396,693	-	396,693	63,414
FEBRUARY	412,428	-	412,428	74,237
MARCH	484,722	-	484,722	87,250
APRIL	463,895	-	463,895	83,501
MAY	470,496	-	470,496	84,689
JUNE	511,509	-	511,509	92,072
TOTALS	\$ 5,725,454	\$ -	\$ 5,725,454	\$ 1,005,583

	LATE / PENALTY FEES	22-23 MONTHLY REVENUE	21-22 MONTHLY REVENUE (b),(c)	% CHANGE
JULY	\$ -	\$ 96,585	\$ -	N/A
AUGUST	-	97,250	-	N/A
SEPTEMBER	-	89,944	-	N/A
OCTOBER	-	96,429	88,391	9.09%
NOVEMBER	-	80,681	88,391	-8.72%
DECEMBER	-	59,531	59,678	-0.25%
JANUARY	-	63,414	47,948	32.26%
FEBRUARY	-	74,237	71,640	3.63%
MARCH	-	87,250	84,092	3.76%
APRIL	-	83,501	94,425	-11.57%
MAY	-	84,689	98,822	-14.30%
JUNE	64,062	156,134	95,447	63.58%
TOTALS	\$ 64,062	\$ 1,069,645	\$ 728,834	46.76%

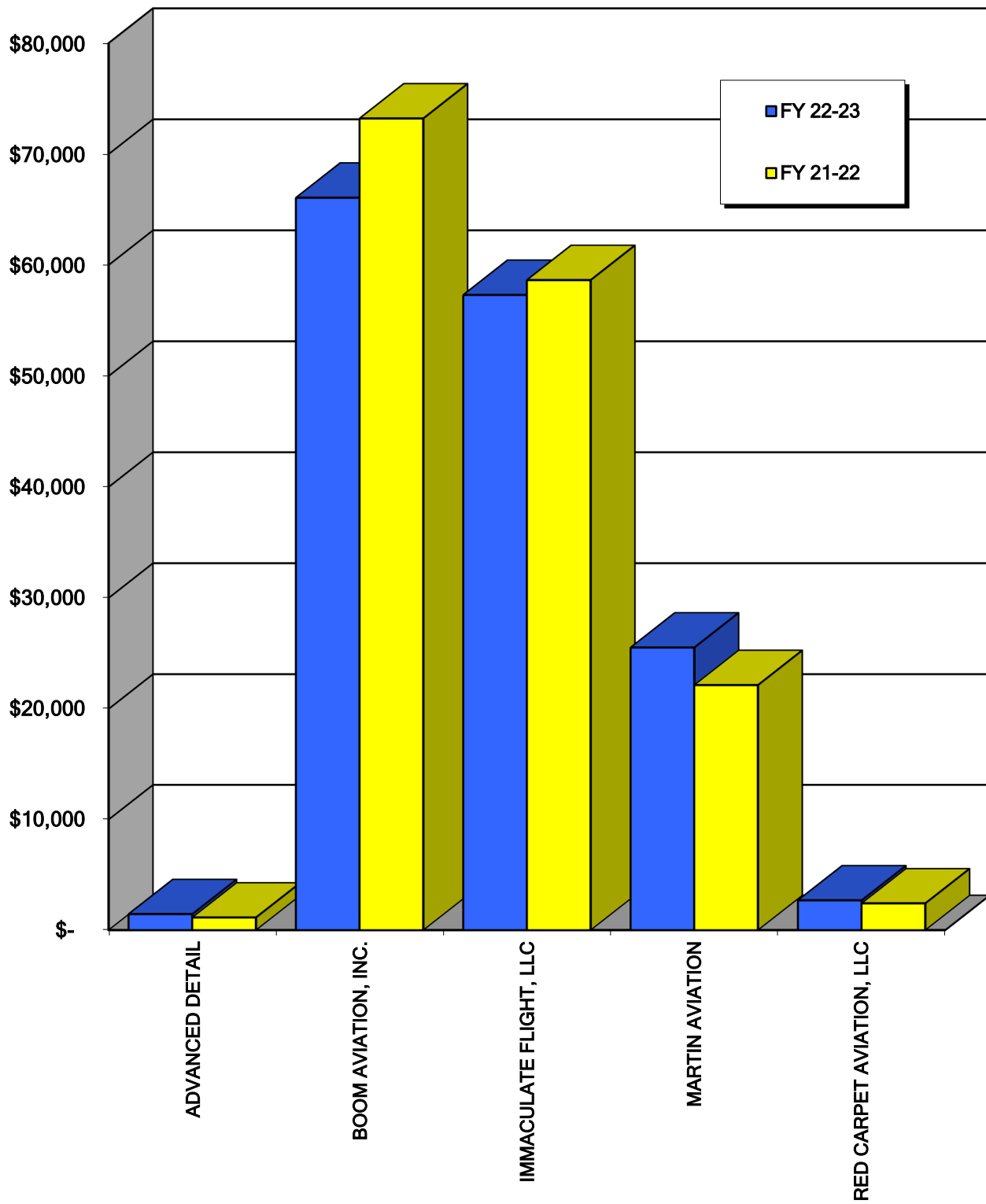
NOTE:

- a - Effective December 2021, only News & Gift and Specialty Retail percentage rents shall be due. News & Gift percent rent shall be calculated based on a total cumulative annual gross receipts (up to \$500,000, use 14%; between \$500,000 and \$750,000, use 16%; and above \$750,000, use 18%). Specialty Retail percent rent shall be calculated based on a total cumulative annual gross receipts (up to \$500,000, use 12%; between \$500,000 and \$750,000, use 14%; and above \$750,000, use 16%).
- b - Due to the COVID-19 pandemic, beginning March 1, 2020 to September 30, 2020, minimum monthly fee was deferred. Lessee was required to continue payment of percentage rent during the deferral period. The deferred minimum annual guarantee balance was repaid in full by September 15, 2022.
- c - Due to the COVID-19 pandemic, rent relief was provided and applied to July, August, and September 2021. Any additional rent relief due to the CRRSAA and ARPA grants will be applied as a credit.

WASH AND WAX



WASH AND WAX SUMMARY



WASH & WAX LICENSE SUMMARY FOR FY 2022-2023

LICENSEE	LATE / PENALTY		22-23 TOTAL	21-22 TOTAL	% CHANGE
	REVENUE	FEES	REVENUE	REVENUE	
ADVANCED DETAIL	\$ 800	\$ 648	\$ 1,448	\$ 1,139	27.13%
BOOM AVIATION, INC.	66,064	-	66,064	73,208	-9.76%
IMMACULATE FLIGHT, LLC	56,991	314	57,305	58,642	-2.28%
MARTIN AVIATION	25,528	-	25,528	22,144	15.28%
RED CARPET AVIATION, LLC	2,474	217	2,691	2,417	11.34%
TOTALS	\$ 151,857	\$ 1,179	\$ 153,036	\$ 157,550	-2.87%

ADVANCED DETAIL
WASH & WAX LICENSE
 UPON WRITTEN NOTICE

	WASH & WAX GROSS RECEIPTS	REVENUE 15% GROSS OR \$200/QTR	LATE / PENALTY FEES	22-23 QUARTERLY REVENUE	21-22 QUARTERLY REVENUE	% CHANGE
JUL-SEP	\$ 800	\$ 200	\$ 339	\$ 539	\$ 539	0.00%
OCT-DEC	750	200	103	303	200	51.50%
JAN-MAR	650	200	103	303	200	51.50%
APR-JUN	800	200	103	303	200	51.50%
TOTALS	\$ 3,000	\$ 800	\$ 648	\$ 1,448	\$ 1,139	27.13%

BOOM AVIATION, INC.
WASH & WAX LICENSE
 UPON WRITTEN NOTICE

	WASH & WAX GROSS RECEIPTS	REVENUE 15% GROSS OR \$200/QTR	LATE / PENALTY FEES	22-23 QUARTERLY REVENUE	21-22 QUARTERLY REVENUE	% CHANGE
JUL-SEP	\$ 96,159	\$ 14,424	\$ -	\$ 14,424	\$ 18,727	-22.98%
OCT-DEC	112,111	16,817	-	16,817	18,933	-11.18%
JAN-MAR	115,930	17,390	-	17,390	18,062	-3.72%
APR-JUN	116,222	17,433	-	17,433	17,486	-0.30%
TOTALS	\$ 440,422	\$ 66,064	\$ -	\$ 66,064	\$ 73,208	-9.76%

NOTE:

a - License effective June 30, 2017.

IMMACULATE FLIGHT, LLC
WASH & WAX LICENSE
 UPON WRITTEN NOTICE

	WASH & WAX GROSS RECEIPTS	REVENUE 15% GROSS OR \$200/QTR	LATE / PENALTY FEES	22-23 QUARTERLY REVENUE	21-22 QUARTERLY REVENUE	% CHANGE
JUL-SEP	\$ 101,886	\$ 15,283	\$ -	\$ 15,283	\$ 13,906	9.90%
OCT-DEC	87,000	13,050	-	13,050	15,235	-14.34%
JAN-MAR	95,088	14,263	-	14,263	13,831	3.12%
APR-JUN	95,964	14,395	314	14,709	15,670	-6.13%
TOTALS	\$ 379,938	\$ 56,991	\$ 314	\$ 57,305	\$ 58,642	-2.28%

MARTIN AVIATION
WASH & WAX LICENSE
 UPON WRITTEN NOTICE

	WASH & WAX GROSS RECEIPTS	REVENUE 15% GROSS OR \$200/QTR	LATE / PENALTY FEES	22-23 QUARTERLY REVENUE	21-22 QUARTERLY REVENUE	% CHANGE
JUL-SEP	\$ 42,935	\$ 6,440	\$ -	\$ 6,440	\$ 6,116	5.30%
OCT-DEC	42,585	6,388	-	6,388	5,243	21.84%
JAN-MAR	38,760	5,814	-	5,814	5,162	12.63%
APR-JUN	45,905	6,886	-	6,886	5,623	22.46%
TOTALS	\$ 170,185	\$ 25,528	\$ -	\$ 25,528	\$ 22,144	15.28%

NOTE:

a - License effective June 9, 2017.


RED CARPET AVIATION, LLC
WASH & WAX LICENSE
 UPON WRITTEN NOTICE

	WASH & WAX GROSS RECEIPTS	REVENUE 15% GROSS OR \$200/QTR	LATE / PENALTY FEES	22-23 QUARTERLY REVENUE	21-22 QUARTERLY REVENUE	% CHANGE
JUL-SEP	\$ 3,390	\$ 509		\$ 509	\$ 534	-4.68%
OCT-DEC	3,820	573	108	681	791	-13.91%
JAN-MAR	3,965	595	109	704	471	49.47%
APR-JUN	5,315	797		797	621	28.34%
TOTALS	\$ 16,490	\$ 2,474	\$ 217	\$ 2,691	\$ 2,417	11.34%

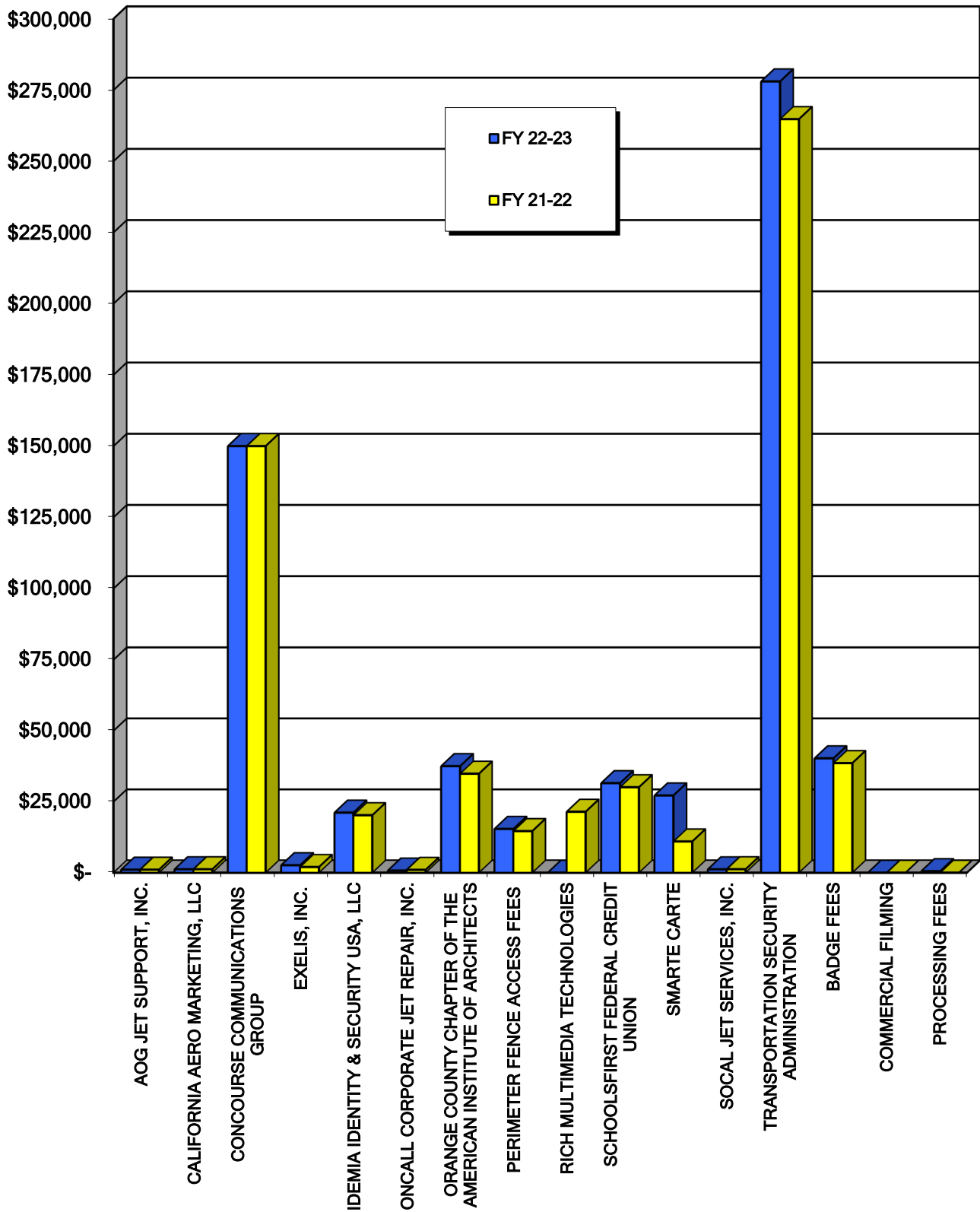
NOTE:

a - License effective July 17, 2018.

MISCELLANEOUS



MISCELLANEOUS SUMMARY



MISCELLANEOUS REVENUE SUMMARY FOR FY 2022-2023

REVENUE TYPE, LESSEE OR LICENSEE	LATE / PENALTY		TOTAL 22-23	TOTAL 21-22	% CHANGE
	REVENUE	FEES	REVENUE	REVENUE	
AOG JET SUPPORT, INC.	\$ 1,000	\$ 58	\$ 1,058	\$ 1,058	0.00%
CALIFORNIA AERO MARKETING, LLC	1,000	192	1,192	1,202	-0.83%
CONCOURSE COMMUNICATIONS GROUP	150,000	-	150,000	150,000	0.00%
EXELIS, INC.	2,628	-	2,628	1,998	31.53%
IDEMIA IDENTITY & SECURITY USA, LLC	21,156	-	21,156	20,244	4.51%
ONCALL CORPORATE JET REPAIR, INC.	744	-	744	1,000	-25.60%
ORANGE COUNTY CHAPTER OF THE AMERICAN INSTITUTE OF ARCHITECTS	37,531	-	37,531	34,859	7.67%
PERIMETER FENCE ACCESS FEES	15,424	-	15,424	14,648	5.30%
RICH MULTIMEDIA TECHNOLOGIES	-	-	-	21,456	-100.00%
SCHOOLSFIRST FEDERAL CREDIT UNION	31,537	-	31,537	30,097	4.78%
SMARTE CARTE	24,939	2,264	27,203	10,989	147.55%
SOCAL JET SERVICES, INC.	1,000	173	1,173	1,214	-3.38%
TRANSPORTATION SECURITY ADMINISTRATION	278,013	-	278,013	264,777	5.00%
BADGE FEES (a)	40,272	-	40,272	38,594	4.35%
COMMERCIAL FILMING (a)	-	-	-	-	0.00%
PROCESSING FEES (a),(b)	525	-	525	-	100.00%
TOTALS	\$ 605,769	\$ 2,687	\$ 608,456	\$ 592,136	2.76%

NOTE:

a - Individual schedules not included in this report.

b - Processing Fees are charged for staff time expended on contracts and agreements initiated by tenants and other second parties.

AOG JET SUPPORT, INC.
MECHANIC LICENSE
UPON WRITTEN NOTICE

	QUARTERLY RENT	LATE / PENALTY FEES	22-23 TOTAL REVENUE	21-22 TOTAL REVENUE	% CHANGE
JUL-SEP	\$ 250	\$ -	\$ 250	\$ 250	0.00%
OCT-DEC	250	-	250	250	0.00%
JAN-MAR	250	58	308	308	0.00%
APR-JUN	250	-	250	250	0.00%
TOTALS	\$ 1,000	\$ 58	\$ 1,058	\$ 1,058	0.00%

CALIFORNIA AERO MARKETING, LLC
MECHANIC LICENSE
UPON WRITTEN NOTICE

	QUARTERLY RENT	LATE / PENALTY FEES	22-23 TOTAL REVENUE	21-22 TOTAL REVENUE	% CHANGE
JUL-SEP	\$ 250	\$ 134	\$ 384	\$ 391	-1.79%
OCT-DEC	250	-	250	250	0.00%
JAN-MAR	250	58	308	311	-0.96%
APR-JUN	250	-	250	250	0.00%
TOTALS	\$ 1,000	\$ 192	\$ 1,192	\$ 1,202	-0.83%

CONCOURSE COMMUNICATIONS GROUP
WIRELESS PUBLIC INTERNET ACCESS AGREEMENT

AGREEMENT EXPIRES 07/31/2033

	MONTHLY RENT (b)	LATE / PENALTY FEES	22-23 MONTHLY REVENUE	21-22 MONTHLY REVENUE	% CHANGE
JULY	\$ 12,500	\$ -	\$ 12,500	\$ 12,500	0.00%
AUGUST	12,500	-	12,500	12,500	0.00%
SEPTEMBER	12,500	-	12,500	12,500	0.00%
OCTOBER	12,500	-	12,500	12,500	0.00%
NOVEMBER	12,500	-	12,500	12,500	0.00%
DECEMBER	12,500	-	12,500	12,500	0.00%
JANUARY	12,500	-	12,500	12,500	0.00%
FEBRUARY	12,500	-	12,500	12,500	0.00%
MARCH	12,500	-	12,500	12,500	0.00%
APRIL	12,500	-	12,500	12,500	0.00%
MAY	12,500	-	12,500	12,500	0.00%
JUNE	12,500	-	12,500	12,500	0.00%
TOTALS	\$ 150,000	\$ -	\$ 150,000	\$ 150,000	0.00%

NOTE:

a - Agreement effective August 1, 2014.

b - Annual rent is \$150,000; monthly payment of \$12,500.

EXELIS, INC.
GROUND LICENSE
 LICENSE EXPIRES 07/14/2028

	MONTHLY RENT (a)	LATE / PENALTY FEES	22-23 MONTHLY REVENUE	21-22 MONTHLY REVENUE	% CHANGE
JULY	\$ 219	\$ -	\$ 219	\$ 158	38.61%
AUGUST	219	-	219	158	38.61%
SEPTEMBER	219	-	219	158	38.61%
OCTOBER	219	-	219	158	38.61%
NOVEMBER	219	-	219	158	38.61%
DECEMBER	219	-	219	158	38.61%
JANUARY	219	-	219	158	38.61%
FEBRUARY	219	-	219	158	38.61%
MARCH	219	-	219	260	-15.77%
APRIL	219	-	219	158	38.61%
MAY	219	-	219	158	38.61%
JUNE	219	-	219	158	38.61%
TOTALS	\$ 2,628	\$ -	\$ 2,628	\$ 1,998	31.53%

NOTE:

a - Effective July 1, 2022, monthly rent increased from \$158 to \$218.

IDEMIA IDENTITY & SECURITY USA, LLC
LICENSE
UPON WRITTEN NOTICE

	MONTHLY RENT	LATE / PENALTY FEES	22-23 MONTHLY REVENUE	21-22 MONTHLY REVENUE (b)	% CHANGE
JULY	\$ 1,763	\$ -	\$ 1,763	\$ 1,571	12.22%
AUGUST	1,763	-	1,763	1,571	12.22%
SEPTEMBER	1,763	-	1,763	1,571	12.22%
OCTOBER	1,763	-	1,763	1,571	12.22%
NOVEMBER	1,763	-	1,763	1,739	1.38%
DECEMBER	1,763	-	1,763	1,739	1.38%
JANUARY	1,763	-	1,763	1,739	1.38%
FEBRUARY	1,763	-	1,763	1,739	1.38%
MARCH	1,763	-	1,763	1,739	1.38%
APRIL	1,763	-	1,763	1,739	1.38%
MAY	1,763	-	1,763	1,763	0.00%
JUNE	1,763	-	1,763	1,763	0.00%
TOTALS	\$ 21,156	\$ -	\$ 21,156	\$ 20,244	4.51%

NOTE:

a - License effective April 10, 2014. Effective January 1, 2018, name changed from MorphoTrust USA, LLC to Idemia Identity & Security USA, LLC.

b - Effective May 1, 2022, monthly rent increased from \$1,739 to \$1,763.

ONCALL CORPORATE JET REPAIR, INC.
MECHANIC LICENSE
LICENSE TERMINATED 03/29/2023

	QUARTERLY RENT	LATE / PENALTY FEES	22-23 TOTAL REVENUE	21-22 TOTAL REVENUE	% CHANGE
JUL-SEP	\$ 250	\$ -	\$ 250	\$ 250	0.00%
OCT-DEC	250	-	250	250	0.00%
JAN-MAR	244	-	244	250	-2.40%
APR-JUN	-	-	-	250	-100.00%
TOTALS	\$ 744	\$ -	\$ 744	\$ 1,000	-25.60%

Note:

a - License terminated March 29, 2023.

**ORANGE COUNTY CHAPTER OF THE AMERICAN INSTITUTE OF
ARCHITECTS, A CALIFORNIA CORPORATION**

LEASE EXPIRES 07/14/2027

	MONTHLY RENT (b)	LATE / PENALTY FEES	22-23 MONTHLY REVENUE	21-22 MONTHLY REVENUE	% CHANGE
JULY	\$ 2,914	\$ -	\$ 2,914	\$ 2,805	3.89%
AUGUST	3,147	-	3,147	2,914	8.00%
SEPTEMBER	3,147	-	3,147	2,914	8.00%
OCTOBER	3,147	-	3,147	2,914	8.00%
NOVEMBER	3,147	-	3,147	2,914	8.00%
DECEMBER	3,147	-	3,147	2,914	8.00%
JANUARY	3,147	-	3,147	2,914	8.00%
FEBRUARY	3,147	-	3,147	2,914	8.00%
MARCH	3,147	-	3,147	2,914	8.00%
APRIL	3,147	-	3,147	2,914	8.00%
MAY	3,147	-	3,147	2,914	8.00%
JUNE	3,147	-	3,147	2,914	8.00%
TOTALS	\$ 37,531	\$ -	\$ 37,531	\$ 34,859	7.67%

NOTE:

a - Lease effective July 15, 2017.

b - Effective August 1, 2022, monthly rent increased from \$2,914 to \$3,147.

VARIOUS (a)

PERIMETER FENCE ACCESS FEES

UPON WRITTEN NOTICE

LESSEE	TOTAL		LATE /	22-23		21-22		% CHANGE
	REVENUE		PENALTY	TOTAL		TOTAL		
			FEES	REVENUE		REVENUE		
Alaska Airlines	\$	3,856	\$ -	\$ 3,856	\$	3,636	6.05%	
American Airlines		3,856	-	3,856		3,636	6.05%	
Delta Airlines		3,856	-	3,856		3,740	3.10%	
Southwest Airlines		3,856	-	3,856		3,636	6.05%	
TOTALS	\$	15,424	\$ -	\$ 15,424	\$	14,648	5.30%	

NOTE:

a - Effective March 2023, Access Fence Fee increased from \$314.83 to \$334.25.

RICH MULTIMEDIA TECHNOLOGIES
CONTRACT AGREEMENT - PUBLIC PHONE CONCESSION
 LEASE TERMINATED 02/09/2022

	MONTHLY GROSS RECEIPTS	MINIMUM RENT AND % GROSS	LATE / PENALTY FEES	22-23 MONTHLY REVENUE	21-22 MONTHLY REVENUE (b)	% CHANGE
JULY	\$ -	\$ -	\$ -	\$ -	\$ 2,040	-100.00%
AUGUST	-	-	-	-	2,040	-100.00%
SEPTEMBER	-	-	-	-	2,040	-100.00%
OCTOBER	-	-	-	-	7,548	-100.00%
NOVEMBER	-	-	-	-	2,040	-100.00%
DECEMBER	-	-	-	-	2,040	-100.00%
JANUARY	-	-	-	-	2,444	-100.00%
FEBRUARY	-	-	-	-	1,264	-100.00%
MARCH	-	-	-	-	-	N/A
APRIL	-	-	-	-	-	N/A
MAY	-	-	-	-	-	N/A
JUNE	-	-	-	-	-	N/A
TOTALS	\$ -	\$ -	\$ -	\$ -	\$ 21,456	-100.00%

NOTE:

a - Agreement effective June 1, 2020 and terminated February 9, 2022.

b - Effective June 1, 2021, monthly minimum is \$2,040 and 25% of gross receipts.

SCHOOLSFIRST FEDERAL CREDIT UNION
AUTOMATED TELLER MACHINE
MONTH TO MONTH

	TOTAL NUMBER OF TRANSACTIONS	REVENUE TO COUNTY (a)	LATE / PENALTY FEES	22-23 MONTHLY REVENUE	21-22 MONTHLY REVENUE	% CHANGE
JULY	1,182	\$ 2,920	\$ -	\$ 2,920	\$ 2,684	8.79%
AUGUST	1,122	2,771	-	2,771	2,285	21.27%
SEPTEMBER	1,111	2,744	-	2,744	2,280	20.35%
OCTOBER	1,080	2,668	-	2,668	2,608	2.30%
NOVEMBER	1,143	2,823	-	2,823	2,529	11.63%
DECEMBER	1,070	2,643	-	2,643	2,351	12.42%
JANUARY	968	2,391	-	2,391	1,843	29.73%
FEBRUARY	1,012	2,500	-	2,500	2,329	7.34%
MARCH	1,119	2,764	-	2,764	2,734	1.10%
APRIL	952	2,351	-	2,351	2,657	-11.52%
MAY	1,043	2,576	-	2,576	2,826	-8.85%
JUNE	966	2,386	-	2,386	2,971	-19.69%
TOTALS	12,768	\$ 31,537	\$ -	\$ 31,537	\$ 30,097	4.78%

NOTE:

a - Effective April 2018, fee is \$2.47 per transaction.

MA 280-15011675 (a)
PM 1121-360-167 (b)

SMARTE CARTE, INC.
LEASE AGREEMENT - LUGGAGE CART CONCESSION
LEASE EXPIRES 12/31/2023

	MONTHLY GROSS RECEIPTS	MONTHLY REVENUE % GROSS (d)	LATE / PENALTY FEES	22-23 MONTHLY REVENUE	21-22 MONTHLY REVENUE (c)	% CHANGE
JULY	\$ 20,348	\$ 2,035	\$ -	\$ 2,035	\$ -	100.00%
AUGUST	26,853	2,685	-	2,685	-	100.00%
SEPTEMBER	15,543	1,554	-	1,554	-	100.00%
OCTOBER	19,601	1,960	-	1,960	-	100.00%
NOVEMBER	16,561	1,656	-	1,656	-	100.00%
DECEMBER	26,659	2,666	2,139	4,805	-	100.00%
JANUARY	21,401	2,140	125	2,265	1,832	23.64%
FEBRUARY	15,855	1,586	-	1,586	1,589	-0.19%
MARCH	17,202	1,720	-	1,720	1,500	14.67%
APRIL	23,499	2,350	-	2,350	1,755	33.90%
MAY	20,549	2,055	-	2,055	2,067	-0.58%
JUNE	25,315	2,532	-	2,532	2,246	12.73%
TOTALS	\$ 249,386	\$ 24,939	\$ 2,264	\$ 27,203	\$ 10,989	147.55%

NOTE:

a - Agreement effective June 1, 2015 and expired December 31, 2021.

b - Lease effective January 1, 2022.

c - Effective January 1, 2021 no minimal annual guarantee or percentage rent due.

d - Effective January 1, 2022, monthly rent is 10% of gross receipts.

SOCAL JET SERVICES, INC.
MECHANIC LICENSE
UPON WRITTEN NOTICE

	QUARTERLY RENT		LATE / PENALTY FEES		22-23 TOTAL REVENUE		21-22 TOTAL REVENUE		% CHANGE
JUL-SEP	\$	250	\$	61	\$	311	\$	304	2.30%
OCT-DEC		250		-		250		304	-17.76%
JAN-MAR		250		58		308		304	1.32%
APR-JUN		250		54		304		302	0.66%
TOTALS	\$	1,000	\$	173	\$	1,173	\$	1,214	-3.38%

TRANSPORTATION SECURITY ADMINISTRATION

LEASE EXPIRES 09/30/2023

	MONTHLY RENT (b)	LATE / PENALTY FEES	22-23 MONTHLY REVENUE	21-22 MONTHLY REVENUE	% CHANGE
JULY	\$ 22,330	\$ -	\$ 22,330	\$ 21,269	4.99%
AUGUST	22,330	-	22,330	21,269	4.99%
SEPTEMBER	22,330	-	22,330	21,269	4.99%
OCTOBER	23,447	-	23,447	22,330	5.00%
NOVEMBER	23,447	-	23,447	22,330	5.00%
DECEMBER	23,447	-	23,447	22,330	5.00%
JANUARY	23,447	-	23,447	22,330	5.00%
FEBRUARY	23,447	-	23,447	22,330	5.00%
MARCH	23,447	-	23,447	22,330	5.00%
APRIL	23,447	-	23,447	22,330	5.00%
MAY	23,447	-	23,447	22,330	5.00%
JUNE	23,447	-	23,447	22,330	5.00%
TOTALS	\$ 278,013	\$ -	\$ 278,013	\$ 264,777	5.00%

NOTE:

a - Lease effective October 1, 2018.

b - Effective October 2022, monthly rent increased from \$22,330 to \$23,447.

JOHN WAYNE AIRPORT
ORANGE COUNTY



3160 Airway Avenue
Costa Mesa California
92626 4608